

**AGENDA
Tompkins County Board of Health
Zoom Meeting
Tuesday, May 25, 2021
12:00 Noon**

Live Stream at Tompkins County YouTube Channel:
<https://www.youtube.com/channel/UCkpJNVbpLLbEbhoDbTIEgSQ>

- 12:00** I. Call to Order
- 12:01** II. Privilege of the Floor – Anyone may address the Board of Health (max. 3 mins.)
- 12:04** III. Approval of April 27, 2021 Minutes (2 mins.)
- 12:06** IV. Financial Summary (9 mins.)
- 12:15** V. Reports (15 mins.)
- | | |
|-------------------------------|----------------------------------|
| Administration | Children with Special Care Needs |
| Health Promotion Program | County Attorney’s Report |
| Medical Director’s Report | Environmental Health |
| Division for Community Health | CSB Report |
- 12:30** VI. New Business
- 12:30** ***Environmental Health*** (10 mins.)
Administrative Action:
1. Review of Proposed 2022 Environmental Health Division Fees (10 mins.)
- 12:40** ***Environmental Health*** (5 mins)
Enforcement Actions:
1. Resolution #EH-ENF-21-0003 – 974 Ridge Road, T-Lansing, Violation of Article VI of the Tompkins County Sanitary Code (Sewage) (5 mins.)
- 12:45** ***Adjournment***

DRAFT

MINUTES
Tompkins County Board of Health
April 27, 2021
12:00 Noon
Virtual Meeting via Zoom

Present: Christina Moylan, Ph.D., President; Melissa Dhundale, MD; David Evelyn, MD; Edward Koppel, MD; Susan Merkel; Janet Morgan, Ph.D.; Shawna Black; and Samara Touchton

Staff: Claire Espey, Director of Community Health; Liz Cameron, Director of Environmental Health; Samantha Hillson, Director of Health Promotion Program; William Klepack, MD, Medical Director; Frank Kruppa, Public Health Director; Greg Potter, ITS Director; Deb Thomas, Director of Children with Special Care Needs; Jonathan Wood, County Attorney and Karan Palazzo, LGU Administrative Assistant

Excused: Ravinder Kingra; and Brenda Grinnell Crosby, Public Health Administrator

Guests: Harmony Ayers-Friedlander.

Call to Order: Dr. Moylan called the regular meeting of the Board of Health (BOH) to order at 12:01 p.m.

Privilege of the Floor: No one was present for Privilege of the Floor.

Approval of March 23, 2021 Minutes: Dr. Dhundale moved to approve the minutes of the March 23, 2021 meeting, seconded by Ms. Black. All were in favor to approve the March 23, 2021 meeting minutes as written.

Financial Summary: Mr. Kruppa reported that Ms. Grinnell Crosby is back part-time but not in attendance today. Preparation for the 2022 budget begins. He referred to the report included in the packet with nothing to add.

Administration Report:

COVID Updates: Mr. Kruppa reported a steady decline in COVID cases with a zero case day. For months 2500 to 3000 doses were locally administered and now there are more vaccines than arms to put them in. Cornell partnered with Cayuga Health Systems to hold a large-scale on-campus clinic last week and the mall held a large-scale clinic on Saturday. He said that our population is close to being 60% first dose vaccinated while many of the surrounding counties are in the mid to high 30s. The county is down to the last 25% which will be the most challenging group for multiple reasons. Small pop-up pods are planned in the smaller municipalities including, Newfield, Dryden, and Groton. TCHD is moving forward with administering the J&J vaccine after the thorough review by the Advisory Committee on Immunization Practices with no additional restrictions. Mr. Kruppa said that language was added into the emergency youth authorization fact sheet at the clinics regarding the

DRAFT

blood clotting concerns. TCHD is restarting homebound individuals and working through the registry to vaccinate 15 people per day.

Ms. Black asked if any feedback was received from the older populations on the Johnson & Johnson vaccine. Mr. Kruppa responded that we have reached over 80% of people 65 plus but should know more soon when J&J is administered.

Dr. Klepack discussed the J&J vaccine:
Overall its safety and efficacy is very good.

- The blood clotting side effect (thrombosis with thrombocytopenia syndrome) is very rare affecting females predominantly and, of females, only those between 18 and about 60.
- Fortunately, for those who are wishing to avoid this rare side effect risk, there are other vaccines available to choose from.

Ms. Merkel asked if many are not showing for the second Moderna vaccine. Mr. Kruppa said there is an attrition rate of five to ten percent but nothing dramatic. Dr. Klepack added that no one has been hospitalized due to a second dose vaccine of either Pfizer or Moderna.

Health Promotion Program Report: Ms. Hillson had nothing to add to her report. She announced that yard signs are available and to contact her by email if interested.

Medical Director's Report and Discussion:

- It is not unusual for medications to be contraindicated to certain subgroups
- Medicine identifies groups that are more predisposed to have a side-effect and is used to make decisions on which medications/vaccines to use in the counseling of patients

Dr. Klepack referred to his report in the packet with nothing more to add and was available to take any questions.

Dr. Koppel asked about the challenges for smaller physician offices with the vaccine. Dr. Klepack responded that many of the offices found there were few patients to be vaccinated as most of their patients have already been vaccinated. Mr. Kruppa added that with the partnership with Cayuga Health Systems, TCHD and private offices it comes down to the comfortability of the waste issue and to try to schedule as best as possible. As federal and state rules relax, it should be easier for private practices to manage vaccine doses. Mr. Kruppa is aware of only six wasted doses which were due to needle failure.

Ms. Merkel asked about the Excelsior pass (digital proof of COVID-19 vaccination or negative test results). Dr. Klepack believes that it is a gradual process in terms of how things open up.

Division for Community Health Report: Ms. Espey referred to her report included in the packet. She reports that cases are declining but the community is expected to continue to act responsibly to maintain distancing, wear masks and test if symptomatic. She added that some repeat positives cases are seen as well as contacts who have been fully vaccinated at the time of exposure, are exempt from quarantine if they are asymptomatic. They are working with CSCN nurses and other partners to

DRAFT

support COVID vaccine efforts for home visits and in rural health clinics. WIC is experiencing high caseloads and continues to provide telehealth services. As they anticipate a fluctuation of cases through June, it will be integrated into the planning process. Some activities and services are restarting. She stressed that the two Community Health Nurse positions are still open.

Children with Special Care Needs Report: Ms. Thomas reported that their programs are fully up and running and they continue to provide support with COVID work when needed. She referred to her report with nothing more to add.

County Attorney's Report: Mr. Wood reported they are looking at when to go back to in-person meetings and bringing people back into the office.

Environmental Health Report: On behalf of Ms. Cameron who was not in attendance, Mr. Parr referred to the report included in the packet with nothing to add. Mr. Parr noted a correction in the report on page four in the summary chart that BOH penalties collected was 1900 for March which will be reflected in next month's report.

Resolution #EH-ENF-21-0001 – Vape Dragons, C-Ithaca, Violation of Article 13-F of New York State Public Health Law for the Sale of Flavored Vapor Products Containing Nicotine Dr. Evelyn moved to accept the resolution as written; seconded by Ms. Merkel.

Mr. Parr stated that this is an action which has never been addressed before. The NYS law banning flavored nicotine vapor products went into effect May 2020. EH observed flavored nicotine vapor products for sale at the facility.

Ms. Merkel asked for clarification on the banned products. Mr. Parr clarified that tobacco flavored without nicotine is okay; flavored without nicotine is okay but flavored and **with nicotine** is not okay and is banned. Mr. Kruppa added that the idea is not to attract children.

Ms. Black asked what the store's response was to sell something no longer legal. Mr. Parr said that Vape Dragons believed they had the state approved products and immediately pulled them from their shelves. A reinspection was done later and most of those products were off the shelves. He said, that pulling these products essentially decimates their business because that is all they did. There could be other stores selling those products but EH has not been able to get to them due to COVID restraints.

The vote in favor of the resolution as written was unanimous.

Samantha announced that they are hiring four public health ambassadors in a project assistant role in early May and will have more to share next month.

The next meeting is Tuesday, May 25th, 2021 @ Noon.

Adjournment: Dr. Dhundale moved to adjourn the meeting, seconded by Ms. Black; meeting adjourned at 12:43 p.m.

Board of Health
May 25, 2021
Financial Report

2020 / 13th Period

Small revenue changes have been entered in Preschool Special Ed and Early Intervention mandate accounts since the last report dated 4/15/21. We are awaiting notification from Finance that 2020 books are closed.

Board of Health
May 25, 2021
Financial Report

April 2021 / Month 4

COVID sampling costs not budgeted continue to inflate expenditures in functional unit 4010. The County is seeking FEMA reimbursement on these expenses. The Community Health expenditures are running high due to Project Assistants and contract nurses. Grant funding needs to be applied to cover the contract nurses. Work will continue with County Administration and County Finance to adjust the books for pandemic-related expenses. First quarter claims are currently being worked on.

Percentage of Year 100.00%

	Expenditures			Revenues			Local Share		
	Budget	Paid YTD	%	Budget	YTD	%	Budget	TD	%
4010 PH ADMINISTRATION	2,452,123	2,408,939	98.24%	278,054	249,823	89.85%	2,174,069	2,159,116	99.31%
4011 EMERGING LEADERS IN PH	83,551	34,565	41.37%	83,551	40,000	47.88%		-5,435	
4012 WOMEN, INFANTS & CHILDREN	569,725	534,361	93.79%	550,812	509,654	92.53%	18,913	24,707	130.63%
4013 OCCUPATIONAL HLTH.& SFTY.	110,313	106,280	96.34%	0	0	0.00%	110,313	106,280	96.34%
4014 MEDICAL EXAMINER	0	0	0.00%	0	0	0.00%		0	
4015 VITAL RECORDS	76,626	70,853	92.47%	108,000	100,868	93.40%	-31,374	-30,015	95.67%
4016 COMMUNITY HEALTH	1,719,537	1,490,851	86.70%	443,748	228,710	51.54%	1,275,789	1,262,141	98.93%
4018 HEALTHY NEIGHBORHOOD PROG	172,368	150,245	87.17%	172,368	150,414	87.26%		-169	
4047 PLNG. & COORD. OF C.S.N.	1,530,137	1,520,679	99.38%	427,877	411,820	96.25%	1,102,260	1,108,860	100.81%
4048 PHYS.HANDIC.CHIL.TREATMNT	8,000	0	0.00%	4,000	0	0.00%	4,000	0	
4090 ENVIRONMENTAL HEALTH	1,740,651	1,672,578	96.09%	588,490	553,340	94.03%	1,152,161	1,119,238	97.14%
4095 PUBLIC HEALTH STATE AID	0	0	0.00%	1,269,389	1,585,465	124.90%	-1,269,389	-1,585,465	124.90%
Total Non-Mandate	8,463,031	7,989,352	94.40%	3,926,289	3,830,094	97.55%	4,536,742	4,159,257	91.68%
2960 PRESCHOOL SPECIAL EDUCATI	5,868,647	4,710,435	80.26%	3,737,762	2,908,272	77.81%	2,130,885	1,802,163	84.57%
4017 MEDICAL EXAMINER PROGRAM	276,942	260,474	94.05%	0	2,916	0.00%	276,942	257,558	93.00%
4054 EARLY INTERV (BIRTH-3)	655,000	388,326	59.29%	318,500	238,606	74.92%	336,500	149,720	44.49%
Total Mandate	6,800,589	5,359,234	78.81%	4,056,262	3,149,794	77.65%	2,744,327	2,209,441	80.51%
Total Public Health	15,263,620	13,348,586	87.45%	7,982,551	6,979,888	87.44%	7,281,069	6,368,698	87.47%

BALANCES (Includes Encumbrances)

	Available Budget	Revenues Needed		Available Budget	Revenues Needed
NON-MANDATE			MANDATE		
4010 Administration	43,184	28,231	2960 Preschool	1,158,212	829,490
4012 WIC	35,364	41,158	4054 Early Intervention	266,674	79,894
4013 Health & Safety	4,033	0	4017 Medical Examiner	16,468	-2,916
4014 Medical Examiner	0	0		<u>1,441,354</u>	<u>906,468</u>
4015 Vitals	5,773	7,132			
4016 Community Health	228,686	215,038			
4018 Healthy Neighborhood	22,123	21,954			
4047 CSCN	7,179	16,057			
4048 PHCP	8,000	4,000			
4090 Environmental Health	68,073	35,150			
4095 State Aid	0	-316,076			
	<u>422,415</u>	<u>52,644</u>			
Total Public Health Balances					
			Available Budget		
			Revenues Needed		
			<u>1,863,770</u>		
			<u>959,112</u>		

Tompkins County Financial Report for Public Health

Percentage of Year 33.33%

	Expenditures			Revenues			Local Share		
	Budget	Paid YTD	%	Budget	YTD	%	Budget	TD	%
4010 PH ADMINISTRATION	1,540,420	1,621,248	105.25%	133,362	0	0.00%	1,407,058	1,621,248	115.35%
4011 EMERGING LEADERS IN PH	0	8,304	0.00%	0	0	0.00%		8,304	
4012 WOMEN, INFANTS & CHILDREN	522,961	149,184	28.53%	522,961	117,015	22.38%		32,169	
4013 OCCUPATIONAL HLTH.& SFTY.	98,435	31,754	32.26%	0	0	0.00%	98,435	31,754	32.26%
4015 VITAL RECORDS	77,825	19,868	25.53%	108,000	36,814	34.09%	-30,175	-16,946	56.16%
4016 COMMUNITY HEALTH	1,527,173	641,604	42.01%	397,782	411	0.10%	1,129,391	641,193	56.77%
4018 HEALTHY NEIGHBORHOOD PROG	173,713	35,348	20.35%	173,713	0	0.00%		35,348	
4047 PLNG. & COORD. OF C.S.N.	1,404,966	442,200	31.47%	396,690	16,156	4.07%	1,008,276	426,044	42.25%
4090 ENVIRONMENTAL HEALTH	1,751,219	482,132	27.53%	590,613	106,065	17.96%	1,160,606	376,066	32.40%
4095 PUBLIC HEALTH STATE AID	0	0	0.00%	1,216,433	0	0.00%	-1,216,433	0	
Total Non-Mandate	7,096,712	3,431,640	48.36%	3,539,554	276,461	7.81%	3,557,158	3,155,179	88.70%
2960 PRESCHOOL SPECIAL EDUCATI	5,860,000	1,093,699	18.66%	3,823,000	833,759	21.81%	2,037,000	259,940	12.76%
4017 MEDICAL EXAMINER PROGRAM	288,226	79,889	27.72%	0	0	0.00%	288,226	79,889	27.72%
4054 EARLY INTERV (BIRTH-3)	653,000	97,576	14.94%	319,970	0	0.00%	333,030	97,576	29.30%
Total Mandate	6,801,226	1,271,164	18.69%	4,142,970	833,759	20.12%	2,658,256	437,406	16.45%
Total Public Health	13,897,938	4,702,805	33.84%	7,682,524	1,110,220	14.45%	6,215,414	3,592,584	57.80%

BALANCES (Includes Encumbrances)

	Available Budget	Revenues Needed		Available Budget	Revenues Needed
NON-MANDATE			MANDATE		
4010 Administration	-82,578	133,362	2960 Preschool	4,766,301	2,989,241
4012 WIC	354,325	405,946	4054 Early Intervention	555,424	319,970
4013 Health & Safety	66,681	0	4017 Medical Examiner	208,337	0
4014 Medical Examiner	0	0		<u>5,530,062</u>	<u>3,309,211</u>
4015 Vitals	57,957	71,186			
4016 Community Health	885,569	397,371			
4018 Healthy Neighborhood	138,365	173,713			
4047 CSCN	962,766	380,534			
4048 PHCP	0	0			
4090 Environmental Health	1,269,087	484,548			
4095 State Aid	0	1,216,433			
	<u>3,652,173</u>	<u>3,263,093</u>			

Total Public Health Balances	
Available Budget	Revenues Needed
<u>9,182,235</u>	<u>6,572,304</u>

HEALTH PROMOTION PROGRAM – April 2021

Samantha Hillson, Director, PIO
Ted Schiele, Planner/ Evaluator
Diana Crouch, Healthy Neighborhoods Education Coordinator

HPP staff strive to promote health equity and address underlying determinants of health, including but not limited to, health care access, health literacy, housing quality and environmental conditions, and food insecurity. We do this through education and outreach, community partnerships, home visits, public communication and marketing, and policy change.

Highlights

- Health Promotion staff continue to support the Emergency Operations Center (EOC) with communications and public information. Diana Crouch has been assisting at the CHS mass vaccination site at the mall.

Community Outreach

We worked with these community groups, programs, and organizations during the month

Groups, Programs, Organizations	Activity/Purpose	Date
Childhood Nutrition Collaborative	Collective Impact, Healthiest Cities and Counties Challenge	Twice monthly
CHIP Steering Committee	Support CHIP working groups to guide process and progress through the plan	4/1
Health Planning Council	Advisory Board and Executive Committee	4/12
COFA Advisory Board	Updates – Age Friendly Training Series	4/26
Suicide Prevention Coalition	Revival of this coalition, new leadership, meeting monthly	4/22
Immunization Coalition	Quarterly meeting, update about COVID-19 vaccine and discussion/feedback	4/27
Black Lives Matter working group	Bi-weekly meeting. The group is based at Mental Health.	4/26

Community Health Assessment (CHA) & Community Health Improvement Plan (CHIP)

- The CHIP Steering Committee meets monthly
 - The intended purpose of the Steering Committee is to support the workgroups both individually and collectively through consultation, feedback, and community networking.
- Steering Committee Workgroups reporting at the April Steering Committee meeting.
 - Chronic Disease
 - Cancer screening: Remove structural barriers to cancer screening.
 - Social Determinants of Health (SDoH) screening.

Healthy Neighborhoods Program

- The HNP program continues to receive calls requesting information about indoor air quality, radon, mold and mildew, bed bug infestations, etc. The majority of staff time has been with daily operations at the CHS vaccination site (POD) at the mall. Staff also assisted with in-person information sharing about the pop-up vaccination clinics.
- The Journey of Fair Housing: Source of Income Discrimination Webinar.
- Annual Report submitted.

April 2021

HEALTHY NEIGHBORHOODS PROGRAM	MONTH	YTD 2020	Feb. 2020	TOTAL 2020*
# of Initial Home Visits (including asthma visits)	10	28	0	225
# of Revisits	0	0	0	76
# of Asthma Homes (initial)	2	6	0	61
# of Homes Approached	0	193	0	436

- *Covers the calendar year (January - December); the HNP grant year is April-March.

Tobacco Free Tompkins

- Tompkins coordinator continued to be reassigned to the COVID communications team.

Media, Website, Social Media

- COVID-19 website pages updated regularly
- New COVID-19 pages in April
 - Current schedule of vaccination clinics offered by TCHD in partnership with Cayuga Health System: tompkinscountyny.gov/health/covid19popup
 - Vaccination information page was split into 4 different pages: [Main page](#), [FAQ page](#), [Local vaccination sites page](#), [Schedule of TCHD vaccination clinics page](#).
 - Significant amount of new content added to the FAQ page (see [here](#) and [here](#)).
- COVID-19 Press Releases in April
 - [COVID19 2021-04-30 Vaccine Update: Clinics for Week of May 3, Pop-ups in Dryden and Enfield](#)
 - [COVID19 2021-04-28 Walk-In Appointments For COVID-19 Vaccine Available Thurs 1-3pm](#)
 - [COVID-19 2021-04-26 Vaccine Update: Clinics for Week of April 26, Newfield Pop-Up Clinic Thursday](#)
 - [COVID19 2021-04-22 Health Alert: Vaccine Appointments for This Saturday, Register Here](#)
 - [COVID19 2021-04-20 Vaccine Update: 2,300 Doses Allocated, Pop-Up Clinic Planned for Groton](#)
 - [COVID19 2021-04-15 Health Department Thanks Mask Makers, Redirects Mask Donations](#)
 - [COVID19 2021-04-13 Administration of Johnson and Johnson COVID-19 Vaccine Paused](#)

- [COVID19 2021-04-13 Vaccine Update: 2,170 Doses for Week of Apr 12, Registry Form in 4 Languages](#)
- [COVID19 2021-04-06 Vaccine Update: Pop-Up Vaccination Clinics on West Hill and Southside Communities](#)
- [COVID19 2021-04-06 Vaccine Update: 2,800 Doses Allocated for Week of April 5, Age 16+ Now Eligible](#)
- TCHD Press Releases:
 - [National Public Health Week, April 5-11 2021-04-05](#)

Emerging Leaders in Public Health (ELPH) Cohort III – Kresge Foundation/Batiste Leadership

- Strategic Planning with Batiste Leadership
 - Senior Leadership Working Meeting: Draft Team Scopes for cross-functional teams (4/15), Review of Team Scopes and Planning for Team formation (4/29)
- Public Health Ambassador Program: Interviews (4/16, 4/19, 4/20), offers made to 4 candidates, will begin on May 3.

Training/Professional Development

- Soft Landing started February 2021 – a space during the work day to process, reflect, learn new strategies with co-workers. Facilitated by Susan Spicer, Mental Health Clinic Coordinator.
- JEDI (4/26): General Meeting and Data Analysis Committee
- Managing Changing Work in a Changing World (4/7), Team Care During Team Change (4/28)

Medical Director's Report
Board of Health
May 2021

This report will deal with the status of the pandemic.

If the pandemic is a 26-mile marathon then are we in mile 18 yet? Perhaps so. But unlike a marathon the course is not fixed nor is our competition, and until global control is established new and more dangerous mutations may enter the course as our competitors and by so doing change the topography and length considerably.

This last month we marked the achievement of 50,000 doses of COVID-19 vaccine administered in Tompkins County by the Cayuga Health System and Tompkins County. We are leading the state in vaccination rates and are pressing on to use new and varied strategies to vaccinate those willing but not yet vaccinated.

Case update:

Generally, cases are coming from a wide variety of sources. Some examples:

George Junior Republic has had multiple cases in students and staff – and the 3rd cluster at GJR in recent months. Vaccination of the student population will be a great help.

Groton, some school cases none of which were linked to each other. We have not seen many secondary cases in public school – kudos to the efforts in the schools to use masks, distance as well as test.

In workplaces, most secondary cases are among workers since they have close contact with each other for extended amounts of time. Members of the public becoming infected from a worker is very rare.

Our daily case numbers have varied from just a few to 15 and, most recently are generally in low single digits with isolated clusters still significant.

Recent questions re infection and vaccination:

How many of the total positives in our county are unvaccinated individuals. *I would venture that, overall, more than 90% of positive persons are unvaccinated. Looking at detailed information for our current 54 active cases 6 of them had completed their vaccine series – 1 Jansen, 1*

Moderna and 4 Pfizer (although some may have become positive within two weeks of doing so). 5 had had only one mRNA dose (1 Moderna and 4 Pfizer). 43 were unvaccinated. 19 were younger than 21 with one about 1 year old. 16 were between 21 and 40 years old. Thus, 35 of the 54 are 40 or younger.

Of those who have completed their vaccine series and tested positive, how many were asymptomatic or mildly symptomatic? *Probably 80%. at a minimum. Of the 80% by the greatest number are mildly symptomatic rather than being asymptomatic. Those that are asymptomatic we are picking up due to routine surveillance at Cornell or who needed a test for personal reasons (e.g. pre-procedurally).*

Infection after vaccination

Current national number of possible infections after vaccination is about 5,000 people out of about 70 million persons vaccinated – so very rare.

Variants

Statewide, it is very difficult to bring together all the data for the state since databases do not speak to each other and individual sequencing centers report their data to a variety of files. NYS is working with labs to create a unified system but it has not been accomplished to date. So, any variant data for NYS as a whole must be taken with a cautious eye. The status of reinfection rates and breakthrough infection after vaccination is unchanged. Both rates are believed to be very low and in the case of breakthrough it is probably less than 0.5%.

Even though the UK and a few other variants are more contagious than other mutants and are somewhat more severe they do not affect the care patients need.

Local TC sequencing information:

Conclusions

- New cases largely composed of VOCs/VOIs, especially B.1.1.7 and B.1.526
- ~10% of clusters responsible for ~1/2 to 2/3 of cases
- Three concurrent large VOC clusters this spring
- Similar large outbreaks at beginning of Fall and Spring semesters successfully contained

B.1.1.7 = UK variant

B.1.526 = “NYC” variant

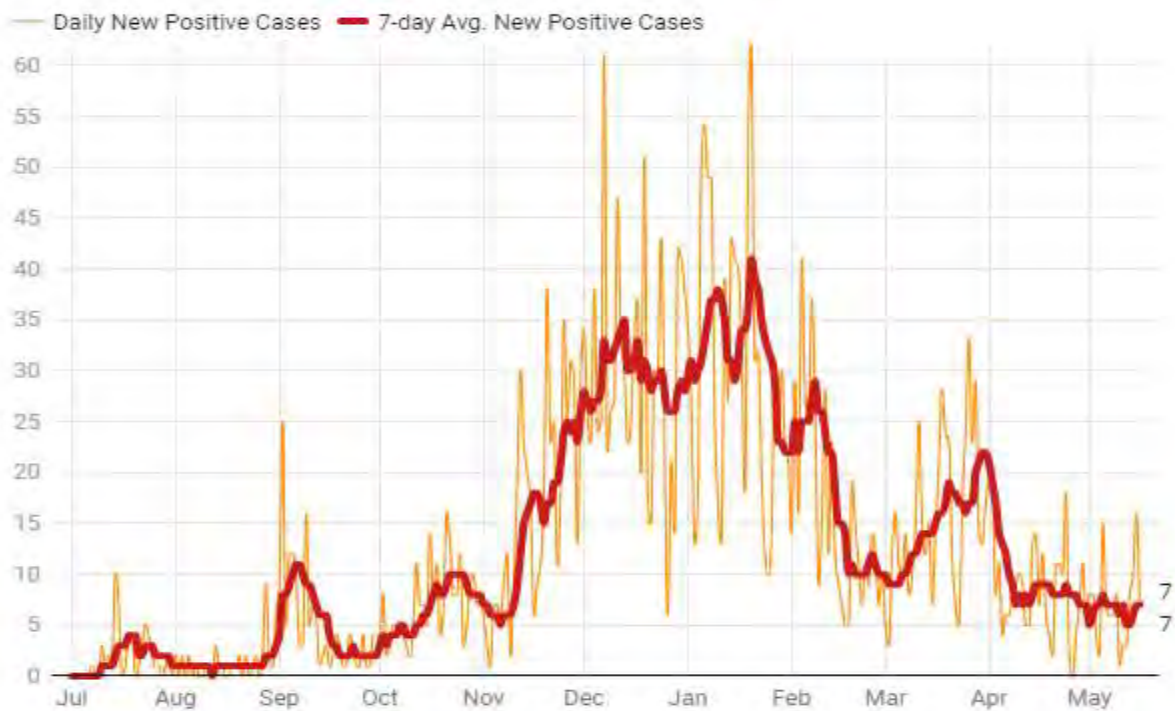
VOC = variant of concern per WHO

VOI = variant of interest per WHO

Currently the UK variant is the predominant virus we encounter followed by the “NYC” variant.

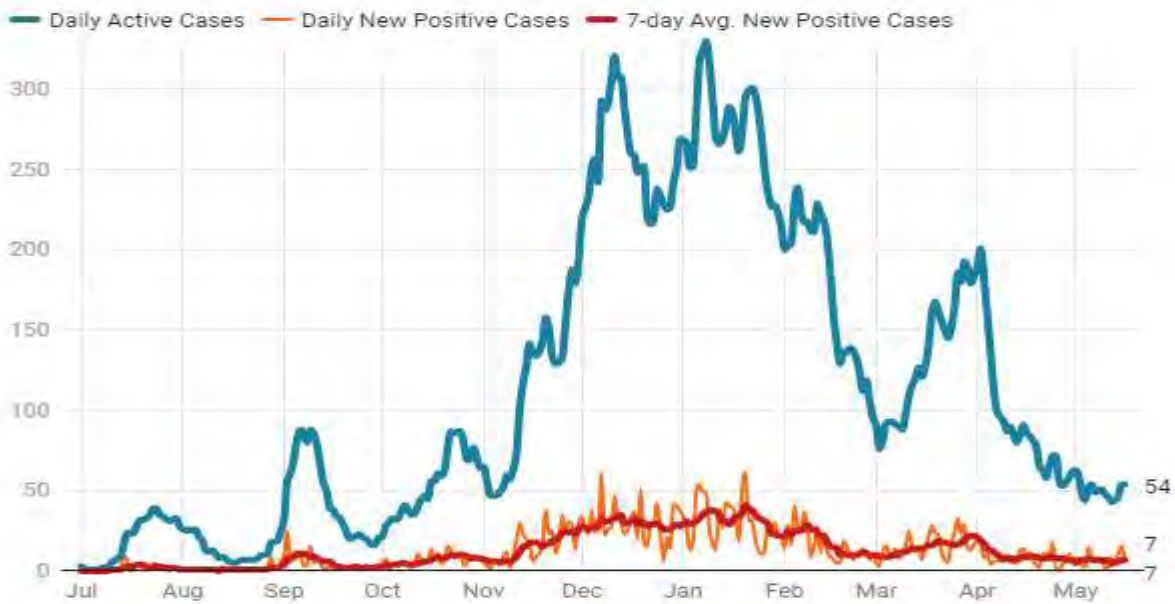
Daily New Cases + 7-Day Avg. New Cases

COVID-19, Tompkins County, N.Y. Data from 7/1/20 to the present.



Daily Active Cases + 7-Day Avg. New Cases

COVID-19, Tompkins County, N.Y. Data from 7/1/20 to the present. Active cases are calculated as total positive cases minus the totals of both released cases and deaths.



Daily Active Cases are the total number of positive cases minus the total released cases and deaths.

Percent Positive Tests (avg. cases / avg. tests)

COVID-19, Tompkins County, N.Y. Data from 12/1/20 to the present. Avg. cases and tests are 7-day rolling averages.

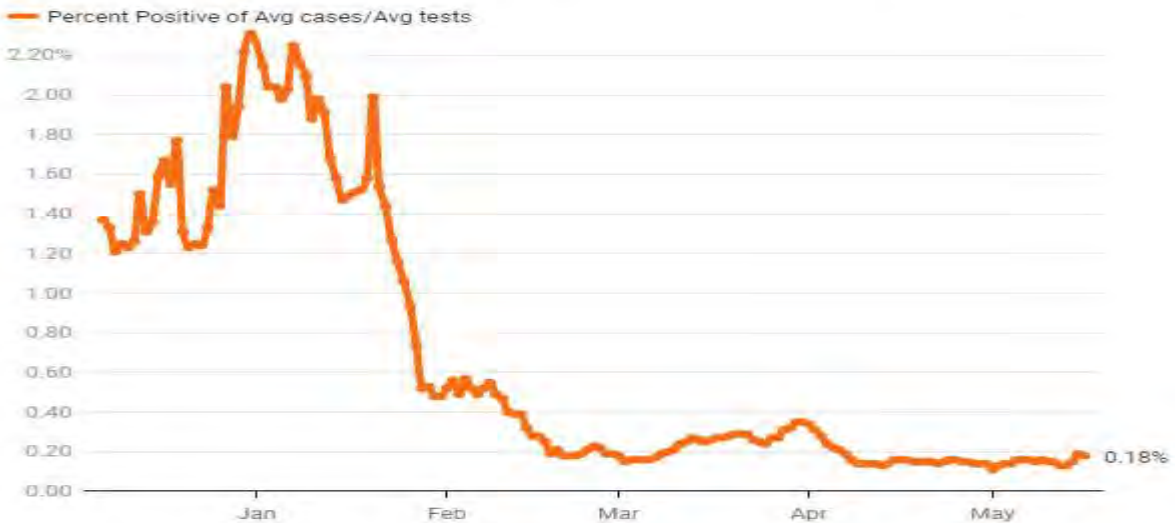


Chart: TCHD - Source: TCHD & Electronic Clinical Laboratory Report System (ECLRS) at NYSDOH - [Get the data](#)

Since the beginning of May our testing has remained robust though a little fewer done compared to earlier months:

Date ▾	Total Tests	Daily Tests (ECLRS)	New Positive Cases (TCHD)	Total Positive Cases (TCHD)	Released from Isolation (TCHD)	Active Cases (TCHD)
5/16/21	1,219,905	3,583	7	4,282	4,197	54
5/15/21	1,216,322	3,825	16	4,275	4,190	54
5/14/21	1,212,497	4,474	10	4,259	4,182	46
5/13/21	1,208,023	6,176	8	4,249	4,174	44
5/12/21	1,201,847	898	3	4,241	4,167	43
5/11/21	1,200,949	5,316	3	4,238	4,161	46
5/10/21	1,195,633	2,207	1	4,235	4,156	48
5/9/21	1,193,426	2,455	8	4,234	4,152	51
5/8/21	1,190,971	5,217	6	4,226	4,145	50
5/7/21	1,185,754	5,271	6	4,220	4,140	49
5/6/21	1,176,187	4,296	7	4,214	4,129	54
5/5/21	1,176,187	5,888	15	4,207	4,123	53
5/4/21	1,170,299	4,674	2	4,192	4,117	44
5/3/21	1,165,625	2,544	4	4,190	4,112	47
5/2/21	1,163,081	3,614	8	4,186	4,096	59
5/1/21	1,159,467	5,831	8	4,178	4,084	63

Tompkins County COVID-Like Illness Dashboard

The total patient volume of the week
Week of Date of Data Collection

Daily Percent of Patient Encounters for CLI

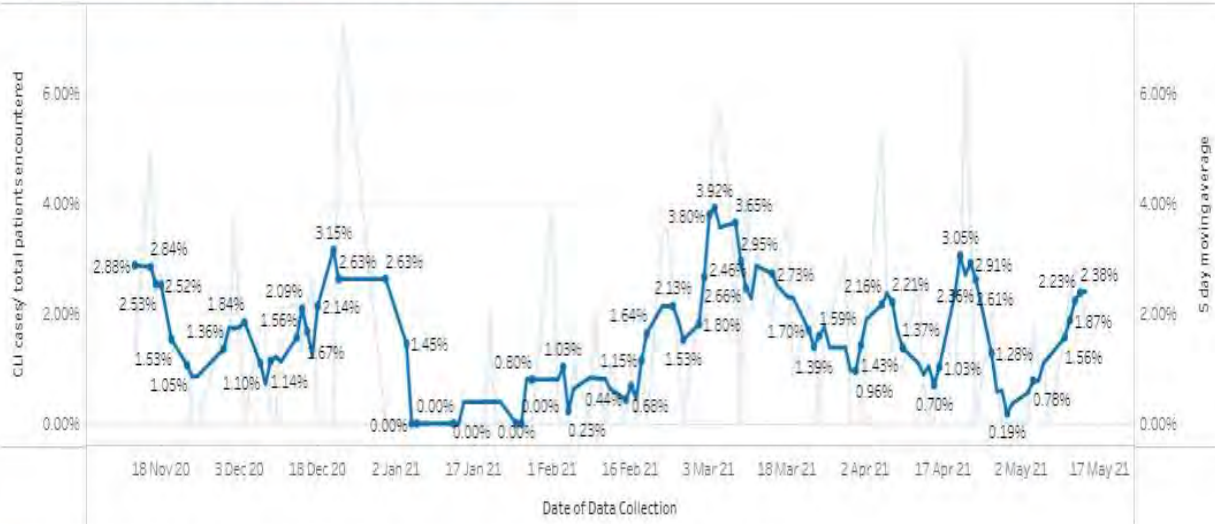


The trends of CLI cases/total patients encountered and 5 days moving average for Date of Data Collection Day. The data is filtered on date of data collection, total number of patient encounters (in person and by phone/telemedicine). Percent of patient encounters for CLI is calculated by the sum of daily CLI cases over the daily number of patient encounters. To ensure the calculation is meaningful, the calculation only include report with the total number of patient encounters (i.e., denominator is greater than 0). The view is filtered on the ratio of CLI cases/total patients encountered, which ranges from 0.0000 to 0.9900. The date of data collection filter includes dates on and after 10/8/2020 since practices begin to report total patients encounters per day. Since the patient volumes are pretty small on weekends, the CLI case/total patient encounter ratio will be relatively large. To avoid skewing, the rolling average calculates data from 5 days, which are data from 2 days before the target date, target date and 2 days after the target date.

Measure Names

- 5 day moving average CLI/total and the date is median
- CLI cases/total patient encounters

Higher education CLI/total patient encounters ratio

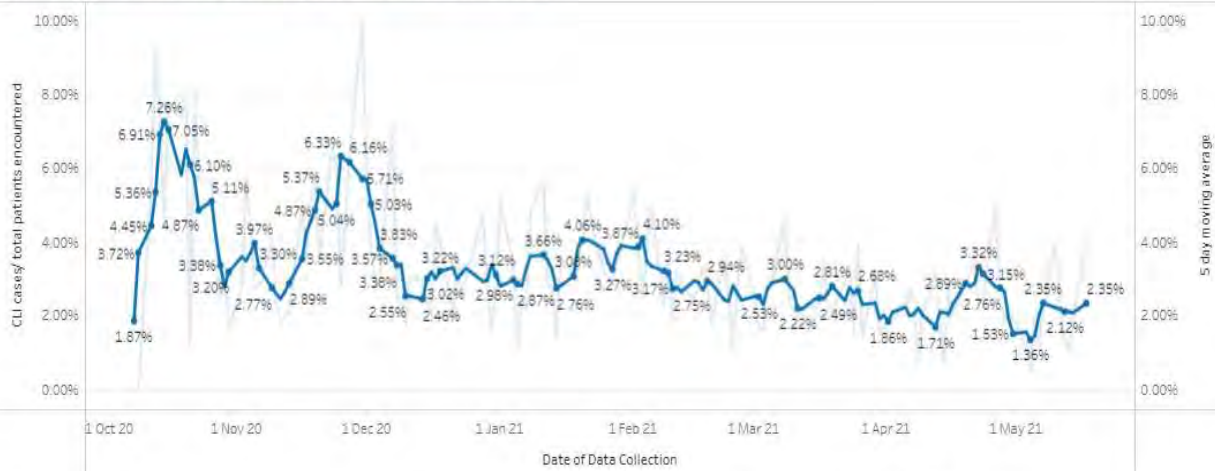


The higher education community includes Cornell University and Ithaca College. This figure only includes business days after 10/08/2020.

Measure Names

- 5 day moving average CLI/total and the date is median
- CLI cases/total patients encountered

Non-higher education CLI/total patient encounters ratio



The non-higher education community includes practices other than Cornell University and Ithaca College. This figure only includes business days after 10/08/2020.

Measure Names

- 5 day moving average CLI/total and the date is median
- CLI cases/total patients encountered

Vaccination

The possibility that there are many more persons who will get vaccinated if we just make it more convenient and practical for them, and / or who will get vaccinated if they see friends and family

deciding to go for it is so important. This possibility makes it all the more important for us all to speak about the post Covid infection complications (long Covid syndrome, neuro-psychiatric Covid infection complications and MIS-C) since so many of our citizens are not aware of them and it can make a difference especially in the minds of the under 45 and especially of the under 30 who have the false impression that Covid is not a risk for them.

Long Haul Covid

Continues to be a significant risk even for those not needing hospitalization who have “milder” cases.

In additions, Neuropsychiatric effects

Six months after being diagnosed with Covid-19, 1 in 3 patients also had experienced a psychiatric or neurological illness, mostly mood disorders but also strokes or dementia, a large new study shows something unique going on with Covid and encompasses depression and anxiety as well, so it is extremely important to not minimize that. The more severe things like strokes are uncommon. I do not want people thinking that 1 in 10 people get a stroke with Covid.

[https://www.thelancet.com/journals/lanpsy/article/PIIS2215-0366\(21\)00084-5/fulltext](https://www.thelancet.com/journals/lanpsy/article/PIIS2215-0366(21)00084-5/fulltext)

MIS-C (multisystem inflammatory syndrome in children and adolescents)

Remains a pertinent reason parents of school aged students should consider getting their children vaccinated. Nationwide there have been on the order of 5,000 cases.

Hospitals are required to report such cases. To date NYS has had 800 cases 21 yo and younger with average age 8yrs and 50% requiring ICU admission, 498 met strict criteria, 2 deaths have occurred – both early in the pandemic. During the second wave more cases were seen outside of NYC. The school report card gives 189,000 positive children 5 -17 since Sept. so the case rate for MIS-C is continuing to be low. But if it is your child, it is significant. 4-6 % of cases occur in central and western NY

For current NYS numbers:

<https://coronavirus.health.ny.gov/childhood-inflammatory-disease-related-covid-19>

Certainly, the case rate for MIS-C is far higher than for TTS from mRNA vaccines - thus, MIS-C is an argument to parents to get their children vaccinated (even though TTS has, so far, only been documented in 18-49 yo)

Original NEJM article in July 2020 from NYS

<https://www.nejm.org/doi/full/10.1056/NEJMoa2021756>

Influenza

May 22nd is the last surveillance week for influenza for the 2020-21 season. It remains sporadic as it has been for most all this flu season. It has never been widespread. 43,000 tests done last week with only 83 being positive.

-end-

April 2021 BOH Report

Community Health Services

By Rachel Buckwalter and Celeste Rakovich, Senior Community Health Nurses and Michelle Hall, WIC Director

Communicable Disease:

- **COVID-19:** Throughout the month of April, COVID-19 cases continued to decrease. We are averaging 5-10 new cases per day. We reported zero daily cases on 4/26/21 which was the first time that happened since last August. We had a total of 260 cases in the month of April with 766 contacts generated. At this point we can give most of the Covid case investigation work to our travel/temporary staff which allows our permanent staff to focus on Covid vaccination clinics and our other programs. The project assistants continue to monitor cases, support vaccination efforts, and respond to calls from the public including 326 calls this month.
- **Hepatitis A:** No new Hepatitis A cases reported in April.

Maternal Child Program:

- We are continuing program planning for reactivating our Maternal Child program. Conversations are ongoing with community partners.

SafeCare Program:

- We are planning to meet with the Mental Health team to pursue a possible collaboration for the SafeCare program. So far we have not resumed visits (remote or in person) for the SafeCare program.

Immunization Clinics:

- On site immunization clinics continued to be suspended due to the COVID-19 response. CHS staff continue to refer children needing VFC vaccinations to family physicians and pediatricians in Tompkins County who have agreed to provide vaccinations to children who would typically have been seen in our clinics.
- CHS staff worked several mobile Covid -19 vaccine clinics in the month of April, including Groton (67 people vaccinated), LACS (200 vaccinated) and Newfield (54 vaccinated). CHS nurses also continued the homebound vaccination program, vaccinating 70 homebound people in the month of April. Tompkins County is leading the state in terms of percentage of our population that are vaccinated. We are proud to be a part of this important effort.

Lead Poisoning Prevention

- Lead nurse Gail Birnbaum is providing care coordination to 13 children with elevated Blood Lead Levels (BLL's). One new case was opened in April, a 2 y.o. with a blood lead level of 6.8 mcg/dL. Lead nurse provides education via phone call and home visit will be done by Environmental Health.
- The Lead Poisoning Prevention Network will reconvene coalition quarterly meetings on 5/20/21.

Tuberculosis

- No active TB cases currently.

HIV

- TCHD is now offering HIV Anonymous testing by appointment only.

Rabies

- TCHD has resumed rabies pre-exposure vaccination for employees of the SPCA. We no longer offer post exposure rabies vaccine to the public. They are referred to CMC for Rabies Post Exposure Prophylaxis. TCHD retains the role of arranging and monitoring correct delivery of post exposure treatment.

WIC program

- Caseload data
 - March close out caseload data:
 - Enrollment: 1107
 - Participation: 1018
 - Participation/Enrollment %: 91.96%
 - Participation/Caseload %: 67.87%
 - Total participants seen: 478 (95% Appointment show rate)
 - April preliminary caseload data:
 - Enrollment: 1105
 - Participation: 1005
 - Participation/Enrollment %: 90.95%
 - Participation/Caseload %: 67.00%
 - Total participants seen: 440 (89% Appointment show rate)
- WIC program continues to provide services remotely. Staff are come into the office once per week. USDA waivers for physical presents and remote appointments were extended until mid August 2021.

- The American Rescue Plan Act of 2021, passed on March 10th, 2021, includes funding to temporarily increase the Cash Value Benefit (CVB) for women and children. The cash value benefit allows participants to purchase fresh, frozen or canned fruit and vegetable WIC benefits. The NYS WIC Program has opted to provide the maximum value of \$35.00 per qualifying individual, which includes women and children age 1-5. This increase does not apply to infant participants less than 12 months of age. The benefit will be automatically added to eligible food packages with a Benefit Start Dates beginning **June 1st, 2021**, through **September 30th, 2021**.
- WIC will begin issuing Farmers Market checks June 1st. The program runs from June - November 30. For reference, the Farmers Market Nutrition Program (FMNP) provides checks to women, infants and children for the purchase of locally grown, fresh fruits and vegetables. Fresh fruits and vegetables can be purchased with checks at farmers' markets during the summer and fall.

N.Y.S. Department of Health
 Division of Epidemiology
 Communicable Disease Monthly Report*, DATE: 03MAY21
 Rates are defined as: Cases/100,000 population/Month

County=TOMPKINS Month=April

Disease	2021		2020		2019		2018		Ave (2018-2020)	
	Freq	Rate	Freq	Rate	Freq	Rate	Freq	Rate	Freq	Rate
BABESIOSIS**	0	0.0	1	11.7	0	0.0	0	0.0	0	0.0
CAMPYLOBACTERIOSIS**	1	11.7	1	11.7	1	11.7	4	46.7	2	23.3
COVID-19	260	3035.2	72	840.5	0	0.0	0	0.0	0	0.0
CRYPTOSPORIDIOSIS**	0	0.0	2	23.3	0	0.0	1	11.7	1	11.7
ECOLI SHIGA TOXIN**	0	0.0	2	23.3	1	11.7	0	0.0	1	11.7
ENCEPHALITIS, OTHER	0	0.0	1	11.7	0	0.0	1	11.7	1	11.7
GIARDIASIS	0	0.0	1	11.7	5	58.4	2	23.3	3	35.0
HAEMOPHILUS INFLUENZAE, NOT TYPE B	0	0.0	1	11.7	1	11.7	0	0.0	1	11.7
HEPATITIS B,CHRONIC**	0	0.0	1	11.7	1	11.7	0	0.0	1	11.7
HEPATITIS C,CHRONIC**	2	23.3	2	23.3	2	23.3	6	70.0	3	35.0
INFLUENZA A, LAB CONFIRMED	0	0.0	0	0.0	75	875.5	33	385.2	36	420.3
INFLUENZA B, LAB CONFIRMED	0	0.0	0	0.0	6	70.0	29	338.5	12	140.1
LISTERIOSIS	0	0.0	0	0.0	0	0.0	1	11.7	0	0.0
LYME DISEASE** ****	2	23.3	0	0.0	0	0.0	1	11.7	0	0.0
PERTUSSIS**	0	0.0	0	0.0	1	11.7	0	0.0	0	0.0
SALMONELLOSIS**	1	11.7	3	35.0	0	0.0	1	11.7	1	11.7
STREP,GROUP A INVASIVE	1	11.7	0	0.0	0	0.0	0	0.0	0	0.0
STREP,GROUP B INVASIVE	0	0.0	0	0.0	1	11.7	1	11.7	1	11.7
STREP,GROUP B INV,EARLY/LATE ONSET	0	0.0	1	11.7	0	0.0	0	0.0	0	0.0

Disease	2021		2020		2019		2018		Ave (2018-2020)	
	Freq	Rate	Freq	Rate	Freq	Rate	Freq	Rate	Freq	Rate
STREP PNEUMONIAE,INVASIVE**	0	0.0	1	11.7	0	0.0	0	0.0	0	0.0
TUBERCULOSIS***	0	0.0	0	0.0	1	11.7	0	0.0	0	0.0
SYPHILIS TOTAL.....	0	0.0	1	11.7	4	46.7	1	11.7	2	23.3
- P&S SYPHILIS	0	0.0	0	0.0	2	23.3	0	0.0	1	11.7
- EARLY LATENT	0	0.0	1	11.7	2	23.3	1	11.7	1	11.7
GONORRHEA TOTAL.....	11	128.4	4	46.7	14	163.4	7	81.7	8	93.4
- GONORRHEA	11	128.4	4	46.7	14	163.4	7	81.7	8	93.4
CHLAMYDIA	30	350.2	22	256.8	52	607.0	45	525.3	40	467.0

*Based on month case created, or December for cases created in Jan/Feb of following year

**Confirmed and Probable cases counted

***Not official number

**** In 2017, 27 counties investigated a sample of positive laboratory results; in 2018, 30 counties sampled; in 2019, 33 counties sampled; in 2020, 36 counties sampled.

N.Y.S. Department of Health
 Division of Epidemiology
 Communicable Disease Monthly Report*, DATE: 03MAY21
 Through April
 Rates are defined as: Cases/100,000 population/Month

County=TOMPKINS

Disease	2021		2020		2019		2018		Ave (2018-2020)	
	Freq	Rate	Freq	Rate	Freq	Rate	Freq	Rate	Freq	Rate
BABESIOSIS**	0	0.0	1	2.9	0	0.0	0	0.0	0	0.0
CAMPYLOBACTERIOSIS**	3	8.8	3	8.8	5	14.6	10	29.2	6	17.5
COVID-19	1750	5107.4	153	446.5	0	0.0	0	0.0	0	0.0
CRYPTOSPORIDIOSIS**	0	0.0	6	17.5	2	5.8	4	11.7	4	11.7
ECOLI SHIGA TOXIN**	1	2.9	2	5.8	1	2.9	0	0.0	1	2.9
ENCEPHALITIS, OTHER	0	0.0	1	2.9	0	0.0	1	2.9	1	2.9
GIARDIASIS	1	2.9	2	5.8	6	17.5	5	14.6	4	11.7
HAEMOPHILUS INFLUENZAE, NOT TYPE B	0	0.0	1	2.9	2	5.8	1	2.9	1	2.9
HEPATITIS A	4	11.7	1	2.9	0	0.0	0	0.0	0	0.0
HEPATITIS B,CHRONIC**	3	8.8	3	8.8	3	8.8	3	8.8	3	8.8
HEPATITIS C,ACUTE**	0	0.0	0	0.0	1	2.9	2	5.8	1	2.9
HEPATITIS C,CHRONIC**	5	14.6	6	17.5	9	26.3	21	61.3	12	35.0
INFLUENZA A, LAB CONFIRMED	0	0.0	523	1526.4	738	2153.8	453	1322.1	571	1666.5
INFLUENZA B, LAB CONFIRMED	1	2.9	730	2130.5	25	73.0	558	1628.5	438	1278.3
INFLUENZA UNSPECIFIED, LAB CONFIRMED	1	2.9	0	0.0	1	2.9	0	0.0	0	0.0
LEGIONELLOSIS	1	2.9	0	0.0	0	0.0	0	0.0	0	0.0
LISTERIOSIS	0	0.0	0	0.0	0	0.0	1	2.9	0	0.0
LYME DISEASE** ****	2	5.8	2	5.8	5	14.6	8	23.3	5	14.6
MALARIA	0	0.0	2	5.8	0	0.0	0	0.0	1	2.9
MENINGITIS, ASEPTIC	0	0.0	0	0.0	1	2.9	1	2.9	1	2.9

Disease	2021		2020		2019		2018		Ave (2018-2020)	
	Freq	Rate	Freq	Rate	Freq	Rate	Freq	Rate	Freq	Rate
MUMPS**	0	0.0	0	0.0	0	0.0	2	5.8	1	2.9
PERTUSSIS**	0	0.0	1	2.9	3	8.8	1	2.9	2	5.8
SALMONELLOSIS**	2	5.8	3	8.8	1	2.9	3	8.8	2	5.8
SHIGELLOSIS**	0	0.0	0	0.0	0	0.0	1	2.9	0	0.0
STREP, GROUP A INVASIVE	1	2.9	1	2.9	1	2.9	2	5.8	1	2.9
STREP, GROUP B INVASIVE	1	2.9	1	2.9	2	5.8	4	11.7	2	5.8
STREP, GROUP B INV, EARLY/LATE ONSET	0	0.0	1	2.9	0	0.0	0	0.0	0	0.0
STREP PNEUMONIAE, INVASIVE**	1	2.9	4	11.7	2	5.8	4	11.7	3	8.8
TUBERCULOSIS***	0	0.0	2	5.8	1	2.9	1	2.9	1	2.9
YERSINIOSIS**	0	0.0	0	0.0	1	2.9	0	0.0	0	0.0
SYPHILIS TOTAL.....	3	8.8	7	20.4	8	23.3	2	5.8	6	17.5
- P&S SYPHILIS	2	5.8	3	8.8	4	11.7	0	0.0	2	5.8
- EARLY LATENT	1	2.9	4	11.7	4	11.7	2	5.8	3	8.8
GONORRHEA TOTAL.....	54	157.6	30	87.6	40	116.7	44	128.4	38	110.9
- GONORRHEA	54	157.6	30	87.6	40	116.7	44	128.4	38	110.9
CHLAMYDIA	110	321.0	133	388.2	171	499.1	157	458.2	154	449.4
CHLAMYDIA PID	0	0.0	0	0.0	0	0.0	1	2.9	0	0.0
OTHER VD	0	0.0	0	0.0	1	2.9	0	0.0	0	0.0

*Based on month case created, or December for cases created in Jan/Feb of following year

**Confirmed and Probable cases counted; Campylobacter confirmed and suspect

***Not official number

**** In 2017, 27 counties investigated a sample of positive laboratory results; in 2018, 30 counties sampled; in 2019, 33 counties sampled; in 2020, 36 counties sampled.

Children with Special Care Needs Division — (607) 274-6644

Children with Special Care Needs Highlights April 2021

Staff Activities

General overview of COVID/Program Work

- All CSCN nursing staff participated in daily morning Covid 19 meeting and helped with Case investigation as needed. (starting to see need for CSCN staff decreasing for disease work but helping with vaccine clinics)
- Covid Lunch and Learn trainings: Every Monday
- Staff participated in Snack & Learn
- Michele Card and Julie Hatfield participated in COVID POD on 4/29/21
- Cindy LaLonde participated in COVID POD at LACS on 4/10/21

Staff Training

- Cindy Lalonde attended CPR Training 4/26/21
- Michele Card and Julie Hatfield attended CPR Training on 4/28/21
- Keri May participated in Johnson & Johnson COVID-19 Training
- Keri participated in 'State of Babies Summit'
- Erin Worsell participated in 'Compassion Resilience Workshop'

Committees/Meetings

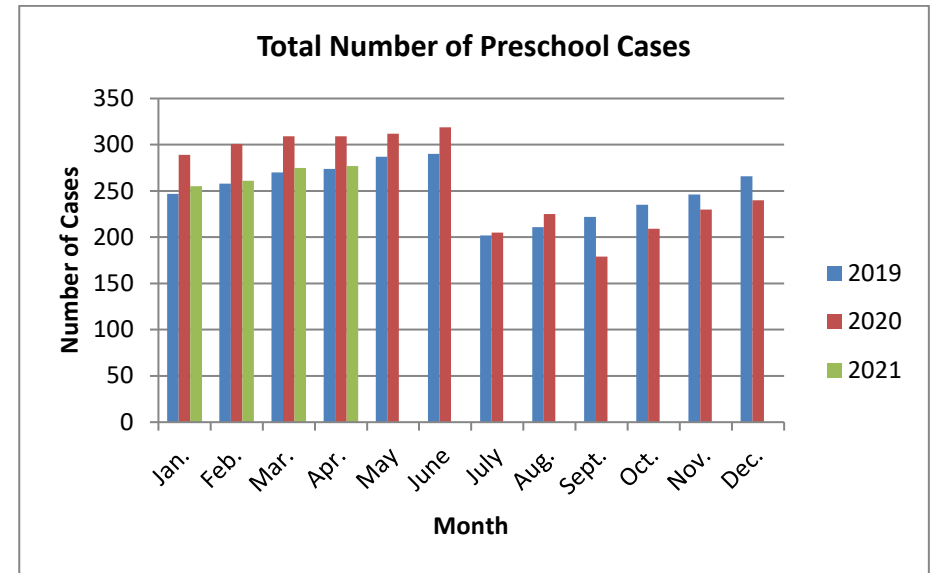
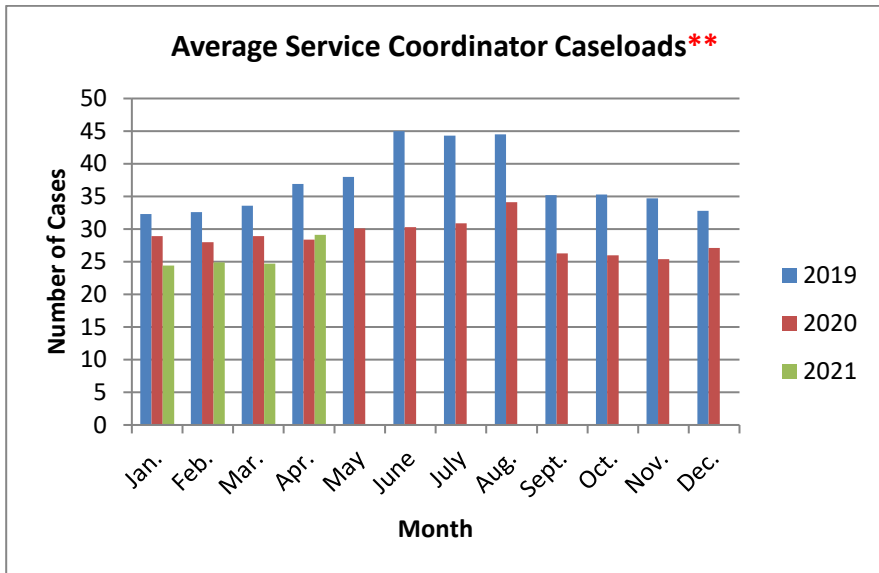
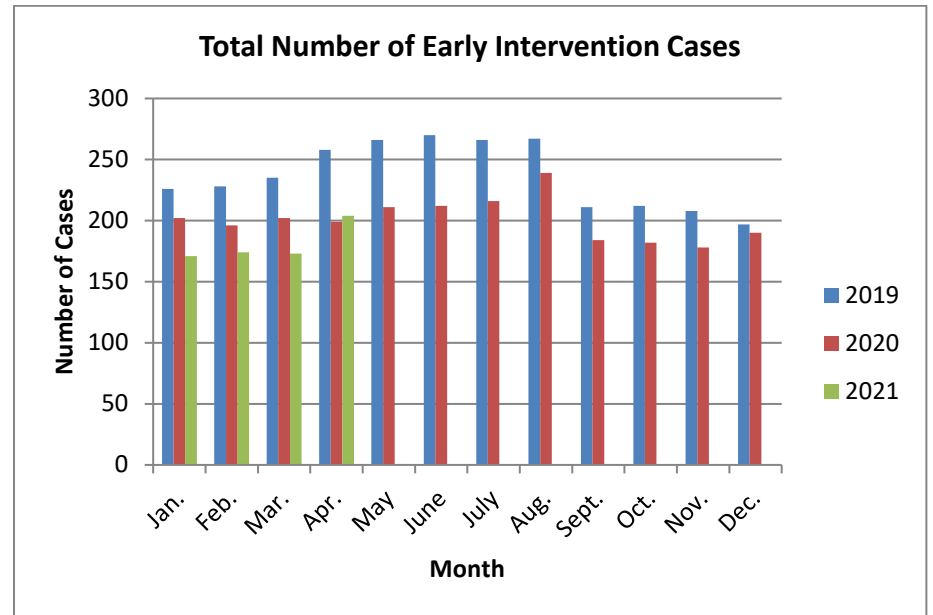
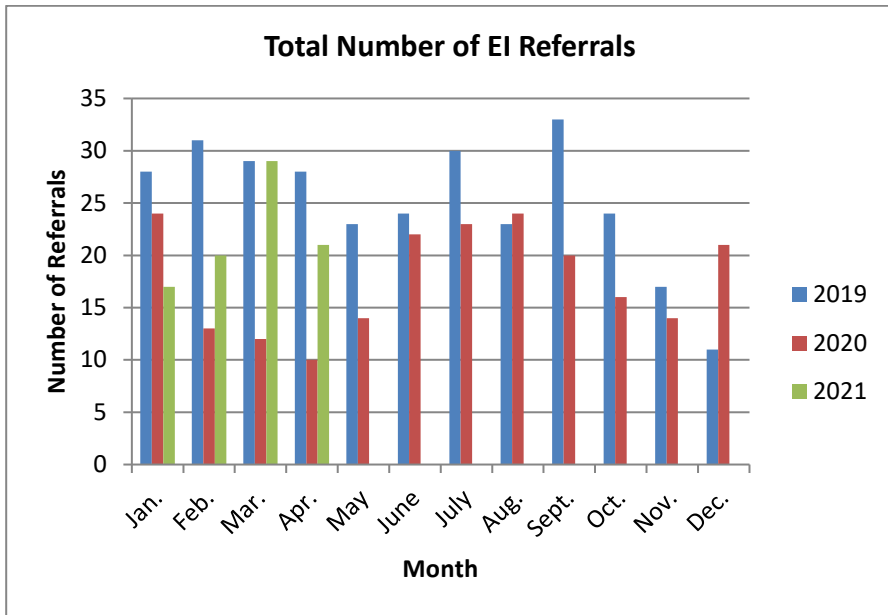
- Staff meeting 4/23/21
- Michele Card and Barb Wright attended Software Meetings 4/5, 4/12, 4/19, and 4/26/21
- Staff participated in 'Listen & Ask' on 4/23/21
- Cindy LaLonde attended "Managing Changing Work in a Changing World" on 4/6/21 & Barb Wright attended on 4/7/21.
- Cindy & Barb participated in the BEI Conference Call on 4/22/21
- Barb met with Deb Thomas regarding retirement planning 4/30/21

Division Manager--Deb Thomas:

- Senior Leadership Meetings-Debrief meetings every Thursday to review current Covid 19 work and Program work.
- Attended Covid morning meetings with staff and assist with Covid work as needed-manager on every 4th weekend
- Meeting with CHS Director and CHS managers for Covid planning once a week
- BOH meeting 4/27/21
- University Center for Excellence meeting with Mark Prinz URI on resource development for CYSHCN program 4/15/21
- Compassion Resilience interactive conference 4/28/21
- Strategic Planning meeting 4/29/21, 4/29/21
- Software meetings to develop reports and archiving 4/5/21, 4/12/21, 4/19/21, 4/26/21
- Maternal Child Health Redesign workshop 4/6/21
- BEI All County Conference call 4/22/21

- State of Babies Yearbook from Zero to Three webinar 4/22/21
- CPR recert 4/28/21
- Mtg with Administrative Coordinator to plan for her retirement 4/30/21

Statistics Based on Calendar Year



**** Average Service Coordinator Caseloads showing decrease due to increase in fully oriented Ongoing Service Coordinators, until June 2019 when we experienced staff retirement and leave.**

**Children with Special Care Needs Division
Statistical Highlights 2021**

EARLY INTERVENTION PROGRAM

Early Intervention Discharges	Jan	Feb	March	April	May	June	July	Aug	Sept	Oct	Nov	Dec	2021 Totals	2020 Totals
-- To CPSE	0	1	0	1										64
-- Aged out	1	4	1	1										24
-- Declined	4	2	0	2										34
-- Skilled out	2	0	3	1										8
-- Moved	2	1	0	1										24
-- Not Eligible	5	5	10	6										69
-- Other	2	1	0	2										18
Total Number of Discharges	16	14	14	14	0	0	0	0	0	0	0	0	58	241
Child Find														
Total # of Referrals	0	0	1	0									1	6
Total # of Children in Child Find	1	1	1	1										
Total # Transferred to Early Intervention	0	0	0	0									0	1
Total # of Discharges	0	0	0	0									0	10

ENVIRONMENTAL HEALTH DIVISION
<http://www.tompkinscountyny.gov>

Ph: (607) 274-6688
Fx: (607) 274-6695

ENVIRONMENTAL HEALTH HIGHLIGHTS

April 2021

Outreach and Division News:

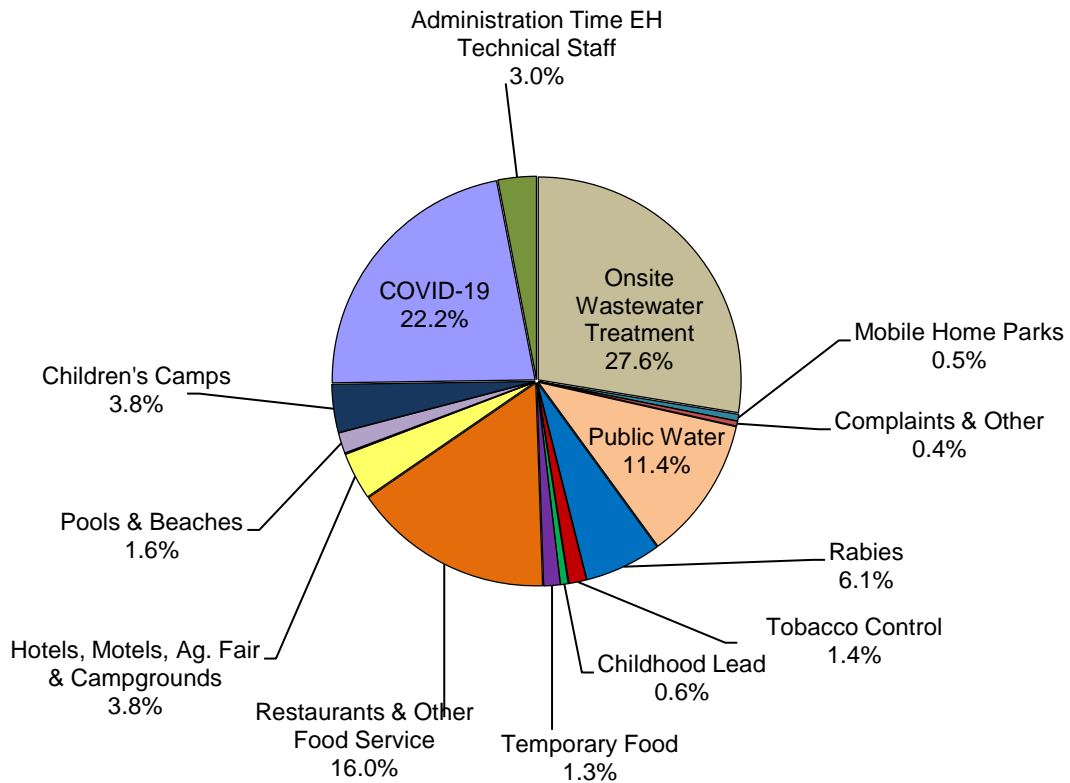
EH COVID-19 Activities: During April, Environmental Health COVID activities included responding to COVID complaints, conducting inspections at permitted facilities, and working with event organizers on graduations, sporting events like Women's Swimming, and other public gatherings. Inspections have a strong COVID focus. EH also continues to follow-up with facilities where a known-positive person was present during their infectious period.

Rabies Clinics: Two drive-thru style rabies vaccination clinics were scheduled at TCAT bus garage on Willow Avenue for Spring 2021. The first one held on April 24th, resulted in over 200 pets getting vaccinated. The second clinic is scheduled for May 22nd. The drive-through style clinics continue to be popular as residents have expressed their appreciation for the convenience the drive-through style offers.

State Septic System Replacement Fund: Tompkins County has received Round 2 funding as part of the State Septic System Replacement Fund. The State Septic System Replacement Fund Program provides funding of 50% of the costs (up to \$10K) to replace eligible onsite wastewater treatment systems in close proximity to priority waterbodies including Cayuga Lake. For Round 2, Tompkins County received an additional \$170K for a total of \$320 for the entire grant period. We have expended approximately \$80K of the funds from the first round of funding. The current grant runs through December 31, 2026.

EH Programs Overview:

Staff Time in Environmental Health Programs - April 2021



Division of Environmental Health
Summary of Activity (2021), cont'd

ON-SITE WASTEWATER TREATMENT SYSTEMS (OWTS)														
Permits Issued	11	4	15	35	0	0	0	0	0	0	0	0	65	227
New Construction/Conversions	6	4	4	18									32	152
Replacements	5	0	11	17									33	119
Completion Certificates Issued	8	4	6	14	0	0	0	0	0	0	0	0	32	205
New Construction/Conversions	4	3	3	7									17	90
Replacements	4	1	3	7									15	115
ENGINEERING PLAN REVIEWS														
Realty Subdivisions	0	0	0	0									0	3
OWTS	4	0	4	3									11	27
Collector Sewer	0	0	0	0									0	1
Public Water Systems	0	0	1	1									2	2
Water Main Extension	0	0	0	0									0	6
Cross-Connection Control Devices	0	2	0	0									2	15
Other Water System Modification	0	0	1	1									2	2
Other Engineering Reviews	0	0	0	0									0	2
RABIES CONTROL PROGRAM														
Potential Human Exposure Investigations	18	18	30	23									89	516
Human Post-X Treatments	4	4	4	1									13	128
Animal Specimens Tested	4	7	9	6									26	199
Animals Testing Positive	1	0	0	0									1	11
Rabies Clinics Offered	0	0	0	1									1	4
Dogs Vaccinated	0	0	0	123									123	486
Cats Vaccinated	0	0	0	82									82	295
Ferrets Vaccinated	0	0	0	0									0	4
Pet Quarantine	0	0	0	0									0	2
CHILDHOOD LEAD PROGRAM														
Children with Elevated Blood Lead Levels	1	0	0	1									2	18
Sites Inspected	1	0	0										1	19
Abatement Completed	0	0	0										0	0
Lead Assessments Sent	1	0	0										1	5
Complaints/Service Request (no medical referral)	2	2	3										7	52
FOIL REQUESTS														
Total Received	10	6	1	2									19	46
ADOLESCENT TOBACCO USE PREVENTION ACT (ATUPA) (61 Operations *) & CLEAN INDOOR AIR ACT (CIAA)														
ATUPA (Adult & Minor) Compliance Checks	5	1	1	3									10	78
Violations	1	1	0	0									2	2
CIAA Complaints	0	1	1	2									4	2
COMPLAINTS - General/Nuisance														
Complaint Investigations Opened	1	1	0	5									7	44
ENFORCEMENT ACTIONS														
Total Cases	0	0	1	1									2	14
Cases Related to FSE	0	0	1	0									1	5
BOH Penalties Assessed	\$0	\$0	\$500	\$550									\$1,050	\$11,300
BOH Penalties Collected	\$0	\$0	\$1,900	\$0									\$1,900	\$10,500
CUSTOMER SERVICE/SUPPORT														
Calls Received	1035	802	1148	1223									4208	12513
Walk-In Customers	15	17	25	40									97	298
TCEH Emails Received	1334	685	512	545									3076	5694
Applications Processed	58	131	169	168									526	1363
Payment Receipts Processed	43	122	140	128									433	1160
Renewals/Billings Sent	112	152	23	132									419	861

* As of 1/1/2020

** Includes Pre-op, Inspection, Re-inspection, HAACP, Field Visits, Sanitary Surveys

Food Program Detailed Report:

The results of food service establishment inspections conducted in Tompkins County can be viewed directly on the Environmental Health website (<http://www.tompkinscountyny.gov/health/eh/food/index>). Inspections can be sorted to meet the needs of the viewer (by facility, date, etc.) by clicking on the column heading of interest.

The following plans were approved this period:

- Station Creamery
- Stone Bend Farm
- Adelina's
- AGAVA Restaurant - Clifford Truck

New permits were issued for the following facilities:

- Silo Big Food Truck
- AGAVA - Clifford Food Truck
- Martin's Smokehouse BBQ
- Naan Ya Business
- Puddledock at Coal Yard
- The Rook Snack Bar
- Parrilla

Boil Water Orders (BWOs):

Continuing:

- The BWO issued on 10/25/19 remains in effect for Hanshaw Village Mobile Home Park, T-Dryden. Engineering plans have been received and reviewed by TCHD to address treatment issues with the system. The park has been given a deadline of April 15th to complete the required modifications to the system to release the BWO. The boil water order will remain in effect until modifications have been made.
- The BWO issued on 10/20/20 remains in effect for Blue Waters Apartment, T-Dryden. The owner has not been responsive to addressing the issue. TCHD staff reached out to Code Enforcement and learned that tenants have been vacated in one of the buildings due to structural issues. The BWO remains in effect for the tenants living in the other building which is no longer considered a public water system due to the number of service connections.

Summary of Open BOH Enforcement Actions:

Date of BOH Action	Facility	Owner/ Operator	Basis for Action	Penalty Assessed	Next BOH Order Deadline	Status
4/27/21	Vape Dragons	Vape Dragons LLC	Flavored vapor products offered for sale in violation of NYS Public Health Law	\$550	Penalty Due 6/15/21	TCHD Monitoring Compliance.

ENVIRONMENTAL HEALTH DIVISION
www.tompkinscountyny.gov/health/eh

Ph: (607) 274-6688
Fx: (607) 274-6695

Date: May 12, 2021
Memo to: Members of the Tompkins County Board of Health
From: C. Elizabeth Cameron, P.E., Director of Environmental Health *E. Cameron*

Subject: Recommended Environmental Health Division Fees for 2022

The information in this packet addresses our proposed facility operating and plan review fees and other revenue projections for 2022. The COVID-19 State of Emergency continues to have a significant financial impact on a number of our facilities as well as the residents of the County. Considering this and that 2020 does not reflect normal operations, we are recommending that the 2022 fees remain the same as our 2021 fees with one exception.

We are proposing an increase in the late fee from \$50 to \$75. This fee has not been increased since 2017, when there was a \$5 increase from \$45 to \$50. We are not proposing to increase the "additional expediting fee;" however, we plan to apply the fee at 7 days before the permit expiration date instead of at 3 days due to the difficulty processing permits that come in that late.

New York State has modified the Migrant Farmworker Housing regulations. We expect these regulatory changes will result in Tompkins County having some regulated facilities in the future. We have added that permit to the fee schedule, but we do not plan to charge a fee for these facilities for a year or two while we work out procedures and determine the level of effort involved for our oversight.

The financial information used to prepare the attached tables was based on 2019 information. Based on the proposed fees, the sources of estimated revenue for 2022 are:

Estimated Revenue:	
Operating/permit fees	\$357,144
Plan review/other fees	\$20,380
Fines/penalties/late fees/other	\$21,250
Subtotal*:	\$398,774
Less credit card processing cost	\$1,953

Total Estimated EH Revenue*: **\$396,820**

* Does not include revenue from grants and State Aid.

The following information is attached for your review:

- Table 1. Proposed Environmental Health Fee Schedule 2022 – Operating and Other Fees
- Table 2. Proposed Operating or Permit Fees Detail Sheet 2022
- Table 3. Proposed Plan Review Fees Detail Sheet 2022
- Table 4. Estimated Revenue from Other Fees

F:\EH\ADMINISTRATION (ADM)\Program Administration (ADM-3)\Financial\Fees (SG-37)\Fees 2022\BOH memo.docx



ENVIRONMENTAL HEALTH DIVISION

55 Brown Road, Ithaca, NY 14850

Ph: (607) 274-6688; Fx: (607) 274-6695

On-line Services - <https://permits.tompkins-co.org/CitizenAccess/>

Draft for BOH Review May 2021

Effective January 1, 2022

Table 1 - 2022 Proposed Environmental Health Fee Schedule

2022 OPERATING PERMIT, PLAN REVIEW, AND OTHER FEES

Agricultural Fairground Operating Permit	\$400 <input type="checkbox"/>
Campground Operating Permit \$150 plus \$2.75 per unit/site	<input type="checkbox"/>
Campground Plan Review	\$200 <input type="checkbox"/>
Children's Camp Operating Permit	\$200 <input type="checkbox"/>
Mass Gathering Operating Permit	
⁶⁾ New Event Per Day	\$4,100 <input type="checkbox"/>
⁶⁾ Existing Event	\$2,000 <input type="checkbox"/>
Mass Gathering Plan Review	
New Event	\$12,000 <input type="checkbox"/>
Existing Event	\$5,000 <input type="checkbox"/>
Migrant Farmworker Housing Operating Permit	No Fee <input type="checkbox"/>
Mobile Home Park Operating Permit \$150 plus \$3.50 per unit/lot	<input type="checkbox"/>
Mobile Home Park Plan Review \$460 plus \$30 per unit/lot	<input type="checkbox"/>
Recreational Aquatic Facility Operating Permit	
Swimming Pool/Bathing Beach	\$335 <input type="checkbox"/>
Slide & Wave Pool/Spray Park/Other Aquatic Facility	\$360 <input type="checkbox"/>
Recreational Aquatic Facility Plan Review	
Swimming Pool/Bathing Beach/Other Aquatic Facility Up to 5,000 square feet	\$360 <input type="checkbox"/>
Slide & Wave Pool/Spray Park/Other Aquatic Facility Over 5,000 square feet	\$770 <input type="checkbox"/>
Temporary Residence Operating Permit \$175 plus \$3.50 per unit/site	<input type="checkbox"/>

Food Service Establishment Operating Permit	
High Risk	\$450 <input type="checkbox"/>
Medium Risk	\$375 <input type="checkbox"/>
Low Risk	\$210 <input type="checkbox"/>
Additional Mobile Unit	\$85 <input type="checkbox"/>
Food Service Establishment Plan Review	
High & Medium Risk	\$210 <input type="checkbox"/>
Low Risk	\$150 <input type="checkbox"/>
Push Cart	\$100 <input type="checkbox"/>
Temporary Food Service Establishment - Simple Menu	
1 Day Event	\$65 <input type="checkbox"/>
Multiple Events; Consecutive or Non-Consecutive Days <i>(up to 8 days in 120 days)</i>	\$100 <input type="checkbox"/>
Temporary Food Service Establishment - Complex Menu	
1 Day or Multiple Days; Single Event	\$150 <input type="checkbox"/>
⁵⁾ Late Application - Received less than 2 weeks before event	\$25 <input type="checkbox"/>
⁵⁾ Additional Expedited Permit Processing Fee - 3 days or less	\$25 <input type="checkbox"/>

OTHER FEES

⁵⁾ Late Application/Water Fee	\$75 <input type="checkbox"/>
⁵⁾ Additional Expedited Permit Processing Fee 7 days or less	\$50 <input type="checkbox"/>
Waiver/Variance Request <i>(Requiring Board of Health Action)</i>	\$75 <input type="checkbox"/>
Waiver from NYS Appendix 75-A <i>(Unless due to TCHD Referral)</i>	\$75 <input type="checkbox"/>
Copies <i>(Cost per page)</i>	\$0.25 <input type="checkbox"/>
Refund Request <i>(within 6 months of receipt)</i>	\$25 <input type="checkbox"/>
Environmental Impact Statement Review <i>(Where Tompkins County is the lead Agency fee assessed as allowed by 6NYCRR 617.7)</i>	<input type="checkbox"/>

TOTAL FEES - PAGE 1	<input type="checkbox"/>
TOTAL FEES - PAGE 2	<input type="checkbox"/>
TOTAL FEES DUE - PAGE 1 & 2	<input type="checkbox"/>

Preparer/Date: _____
pc: Support Staff

- Notes:**
- ¹⁾ A check mark indicates the fee applies to your facility. Fees are additive for all operations.
 - ²⁾ Checks should be made payable to: Tompkins County Health Department.
 - ³⁾ There will be a \$20 service charge on all returned checks.
 - ⁴⁾ Payment methods: check, cash, money order, or online w/credit card (Visa, MC, Discover).
 - ⁵⁾ Fee may be waived at TCDH discretion.
 - ⁶⁾ Plus \$80 per staff/hr for incident response, if needed.

Table 1 - 2022 Proposed Environmental Health Fee Schedule

2022 WATER SYSTEM OPERATING, ON-SITE WASTEWATER TREATMENT, AND DEVELOPMENT FEES

On-Site Wastewater Treatment System (OWTS) Construction Permit	
New Construction/Conversion	\$425 <input type="checkbox"/>
w/ Engineer Plans; no Site Evaluation	\$250 <input type="checkbox"/>
Replacement System	\$335 <input type="checkbox"/>
w/ Engineer Plans; no Site Evaluation or TCHD Referral	\$175 <input type="checkbox"/>
Septic Tank/Pump Chamber Replacement	\$105 <input type="checkbox"/>
⁵⁾ Holding Tank Permit Renewal	\$50 <input type="checkbox"/>
OWTS Permit/Application Renewal or Transfer	
⁵⁾ Permit Renewal (<i>may be renewed 1x prior to expiration</i>)	\$80 <input type="checkbox"/>
⁵⁾ Permit Transfer (<i>prior to expiration</i>)	\$80 <input type="checkbox"/>
Application Renewal (<i>may be renewed 1x prior to expiration</i>)	\$80 <input type="checkbox"/>
Application Transfer (<i>prior to expiration</i>)	\$80 <input type="checkbox"/>
OWTS Plan Review by Design Professional	
0 – 499 gpd design rate	\$190 <input type="checkbox"/>
500 – 999 gpd design rate	\$230 <input type="checkbox"/>
1,000 – 1,999 gpd design rate	\$340 <input type="checkbox"/>
2,000+ gpd design rate	\$540 <input type="checkbox"/>
Other OWTS Modifications/Multiple Submissions	\$160 <input type="checkbox"/>
Holding Tank Initial Permit & Plan Review	\$160 <input type="checkbox"/>
Collector Sewer - 6" and larger (DEC & Health Dept Projects)	
< 5,000'	\$150 <input type="checkbox"/>
≥ 5,000'	\$250 <input type="checkbox"/>
Preliminary Development Review (where soil testing is required)	
	\$400 <input type="checkbox"/>
<i>(Preliminary Development fees are applied to the Realty Subdivision fee upon full plan submittal when submitted within 12 months)</i>	
Realty Subdivision Development Review	
Plus \$12.50 per lot NYS filing fee	<input type="checkbox"/>
Add \$35 per lot with individual water	<input type="checkbox"/>
Add \$55 per lot with individual sewage	<input type="checkbox"/>
<i>(Subtract Preliminary Development fees paid)</i>	- <input type="checkbox"/>
Realty Subdivision Approval Renewal	\$200 <input type="checkbox"/>
⁵⁾ Other Engineering Review	\$160 <input type="checkbox"/>

TOTAL FEES - PAGE 2

Preparer/Date: _____
pc: Support Staff _____

Water System Operating Fee	
Community Water System (<i>with sources</i>)	
Groundwater System	\$200 <input type="checkbox"/>
Surface Water System	\$1,800 <input type="checkbox"/>
Non-Community Water System (<i>with sources</i>)	\$105 <input type="checkbox"/>
Bottled/Bulk Haulers, Ice Plants	\$360 <input type="checkbox"/>
Water System Construction Permit and Plan Review	
Community Water System (<i>Part 5, NYSSC</i>) < 100,000 gpd	\$450 <input type="checkbox"/>
Community Water System (<i>Part 5, NYSSC</i>) ≥ 100,000 gpd	\$1,000 <input type="checkbox"/>
Non-Community Public Water System	\$210 <input type="checkbox"/>
Distribution Water Main - 6" or larger	
< 5,000'	\$300 <input type="checkbox"/>
≥ 5,000'	\$400 <input type="checkbox"/>
Cross-Connection Control	
\$200 plus \$50/device	<input type="checkbox"/>
Water Storage Tank > 500,000 gal	
	\$500 <input type="checkbox"/>
⁵⁾ Other Water System Modification	\$160 <input type="checkbox"/>

OTHER FEES

⁵⁾ Late Application/Water Fee	\$75 <input type="checkbox"/>
⁵⁾ Additional Expedited Permit Processing Fee 7 days or less	\$50 <input type="checkbox"/>
Waiver/Variance Request (Requiring Board of Health Action)	\$75 <input type="checkbox"/>
Waiver from NYS Appendix 75-A (Unless due to TCHD Referral)	\$75 <input type="checkbox"/>
Copies (Cost per page)	\$0.25 <input type="checkbox"/>
Refund Request (within 6 months of receipt)	\$25 <input type="checkbox"/>
Environmental Impact Statement Review	<input type="checkbox"/>
<i>(Where Tompkins County is the lead Agency fee assessed as allowed by 6NYCRR 617.7)</i>	

Notes:

- ¹⁾ A check mark indicates the fee applies to your facility. Fees are additive for all operations.
- ²⁾ Checks should be made payable to: Tompkins County Health Department.
- ³⁾ There will be a \$20 service charge on all returned checks.
- ⁴⁾ Payment methods: check, cash, money order, or online w/credit card (Visa, MC, Discover).
- ⁵⁾ Fee may be waived at TCDH discretion.
- ⁶⁾ Plus \$80 per staff/hr for incident response, if needed.

Draft for BOH Review - May 2021
Table 2 - 2022 Proposed Environmental Health Division
Operating Permit Fees Detail Sheet

PROGRAM	FEES			# FACILITIES				STAFF TIME (days)		COST PER FACILITY			PROGRAM COST		REVENUE		REVENUE / PROGRAM COST	
	2022 PROPOSED	2021 FINAL	2020 FINAL	2022-EST TOTAL	2022-EST INVOICED	2019 TOTAL	2019 INVOICED	2022 ESTIMATE	2019 FINAL	2022-EST TOTAL	2022-EST INVOICED	2019 FINAL	2022 ESTIMATE	2019 FINAL	2022 ESTIMATE	2019 FINAL	2022 ESTIMATE	2019 FINAL
FOOD SERVICE ESTABLISHMENTS (FSE)				555	475	618	494	513	563	\$544	\$635	\$670	\$301,764	\$331,166	\$171,625	\$178,315	0.57	0.54
High Risk	\$450	\$450	\$450	185	150	193	159	282	294	\$898	\$1,108	\$1,090	\$166,129	\$173,313	\$67,500	\$68,310	0.41	0.39
Medium Risk	\$375	\$375	\$375	260	225	313	232	174	210	\$394	\$456	\$532	\$102,490	\$123,382	\$84,375	\$87,000	0.82	0.71
Low Risk	\$210	\$210	\$210	100	90	104	95	56	59	\$331	\$368	\$363	\$33,145	\$34,471	\$18,900	\$22,325	0.57	0.65
Additional Mobile Unit/Push Cart	\$85	\$85	\$85	10	10	8	8								\$850	\$680		
TEMPORARY FOOD SERVICE				305	120	386	124	139	176	\$269	\$684	\$836	\$82,085	\$103,618	\$15,275	\$17,115	0.19	0.17
Simple Menu 1 Day Event	\$65	\$65	\$65	200	35	251	36	90	113	\$265	\$1,515	\$1,848	\$53,010	\$66,528	\$2,275	\$2,340	0.04	0.04
Simple Menu Multiple Events	\$100	\$100	\$100	100	80	130	83	45	59	\$267	\$334	\$419	\$26,720	\$34,736	\$8,000	\$8,300	0.30	0.24
Complex Menu Single Event	\$150	\$150	\$150	5	5	5	5	4	4	\$471	\$471	\$471	\$2,355	\$2,355	\$750	\$750	0.32	0.32
Late Application < 2 weeks, > 3 days	\$25	\$25	\$25	100	150	143	185								\$3,750	\$4,625		
Late Application 3 days or <	\$25	\$25	\$25	40	20	43	22								\$500	\$1,100		
TEMPORARY RESIDENCE	\$175	\$175	\$175	34	34	34	34	85	85	\$1,476	\$1,476	\$1,476	\$50,190	\$50,190	\$13,731	\$12,954	0.27	0.26
Per unit/site	\$3.50	\$3.50	\$3.50	2,223	2,223	2,022	2,244								\$7,781	\$7,854		
CAMPGROUNDS	\$150	\$150	\$150	12	12	11	13	65	60	\$3,198	\$3,198	\$2,706	\$38,382	\$35,183	\$4,666	\$4,414	0.12	0.13
Per unit/site	\$2.75	\$2.75	\$2.75	1,042	1,042	992	1,153								\$2,866	\$2,594		
MOBILE HOME PARKS	\$150	\$150	\$150	41	41	42	43	38	39	\$546	\$546	\$533	\$22,374	\$22,920	\$13,237.50	\$13,527	0.59	0.59
Per unit/lot	\$3.50	\$3.50	\$3.50	2,025	2,025	2,030	2,022								\$7,088	\$7,077		
AGRICULTURAL FAIRGROUND	\$400	\$400	\$400	1	1	1	1	10	10	\$5,652	\$5,652	\$5,652	\$5,652	\$5,652	\$400	\$400	0.07	0.07
MIGRANT FARMWORKER HOUSING	\$0	na	na	1	1	na	na	3	na	\$1,766	\$1,766	na	\$1,766	na	\$0	na	0.00	na
MASS GATHERING (NEW)	\$4,100	\$4,100	\$4,100	0	0	0	0	0	0	\$0	\$0	\$0	\$0	\$0	\$0	\$0		
MASS GATHERING (EXISTING)	\$2,000	\$2,000	\$2,000	1	1	1	1	76	76	\$44,880	\$44,880	\$44,880	\$44,880	\$44,880	\$2,000	\$1,650	0.04	0.04
CHILDREN'S CAMPS	\$200	\$200	\$200	31	8	32	4	120	124	\$2,279	\$8,832	\$18,235	\$70,660	\$72,939	\$1,600	\$800	0.02	0.01
SWIMMING POOLS/BATHING BEACHES	\$335	\$335	\$335	59	58	59	55	115	115	\$1,146	\$1,165	\$1,229	\$67,593	\$67,593	\$19,430	\$18,425	0.29	0.27
PUBLIC WATER SYSTEMS				151	151	148	144	638	629	\$1,589	\$1,589	\$1,628	\$239,900	\$234,421	\$29,205	\$28,280	0.12	0.12
Community Groundwater System	\$200	\$200	\$200	87	87	86	85	530	524	\$2,287	\$2,287	\$2,298	\$198,946	\$195,359	\$17,400	\$17,000	0.09	0.09
Community Surface Water System	\$1,800	\$1,800	\$1,800	3	3	3	3	10	10	\$1,243	\$1,243	\$1,243	\$3,728	\$3,728	\$5,400	\$5,400	1.45	1.45
Non-Community Water System	\$105	\$105	\$105	61	61	59	56	98	95	\$610	\$610	\$631	\$37,226	\$35,334	\$6,405	\$5,880	0.17	0.17
ON-SITE WASTEWATER SYSTEMS (OWTS)				260	245	239	242	735	688	\$1,664	\$1,766	\$1,673	\$432,752	\$404,983	\$85,975	\$88,970	0.20	0.22
New Construction/Conversion	\$425	\$425	\$425	110	100	92	101	319	267	\$1,706	\$1,877	\$1,554	\$187,689	\$156,976	\$42,500	\$42,925	0.23	0.27
New/Conv App w/ Plans; no Site Evaluation	\$250	\$250	\$250	25	20	21	23	72	61	\$1,706	\$2,133	\$1,558	\$42,657	\$35,831	\$5,000	\$7,475	0.12	0.21
Replacement System	\$335	\$335	\$335	100	100	104	102	290	301	\$1,706	\$1,706	\$1,740	\$170,626	\$177,451	\$33,500	\$34,170	0.20	0.19
Replacement App w/ Plans; no Site Evaluation or TCHD referral	\$175	\$175	\$175	10	10	10	7	29	29	\$1,706	\$1,706	\$2,438	\$17,063	\$17,063	\$1,750	\$1,645	0.10	0.10
Septic Tank/Pump Chamber Replacement	\$105	\$105	\$105	10	10	12	9	25	30	\$1,472	\$1,472	\$1,962	\$14,718	\$17,662	\$1,050	\$945	0.07	0.05
Holding Tank Permit Renewal	\$50	\$50	\$50	2	2	1	1								\$100	\$50		
Permit Transfer/Renewal	\$80	\$80	\$80	10	10	20	20								\$800	\$1,600		
Application Transfer/Renewal	\$80	\$80	\$80	5	5	2	2								\$400	\$160		
OPERATING PERMITS													\$1,356,231	\$1,373,545	\$357,144	\$364,850	0.26	0.27
PLAN REVIEWS															\$20,380	\$21,070		
OTHER REVENUE															\$21,250	\$43,964		
TOTAL OPERATING, PERMIT, PLAN REVIEW AND OTHER FEES														\$1,930,595	\$398,774	\$429,884	0.21	0.22
ESTIMATED OFFICIAL PAYMENTS CREDIT CARD PROCESSING COST															\$1,953	\$1,292		
TOTAL ALL ENVIRONMENTAL HEALTH PROGRAM FEES															\$396,820	\$428,592	0.21	0.22

-\$31,772
 \$369,037 2020 Revenue
 \$27,783 Difference from 2020

NOTES:
 2019 EH Annual Cost & Staff Time \$1,930,595.00 3279.2 Staff Cost = \$588.74 per day \$84.11 per hr
 2018 EH Annual Cost & Staff Time \$1,791,519.00 3238.4 Staff Cost = \$553.22 per day \$79.03 per hr
 2017 EH Annual Cost & Staff Time \$1,739,419.00 3312.2 Staff Cost = \$525.16 per day \$75.02 per hr
 2016 EH Annual Cost & Staff Time \$1,596,354.00 3225.5 Staff Cost = \$494.92 per day \$70.70 per hr

PWS - Surface Water Staff Time is calculated by facility only. This is an underestimate of the total program costs.
 2020 Revenue Submitted through Official Paymen \$71,272.00 20% of total revenue

Draft for BOH Review - May 2021

Table 3 - 2022 Proposed Environmental Health Division Plan Review Fees Detail Sheet

PROGRAM	FEES			# PLANS			LAST YEAR PLANS REVIEWED	TOTAL PROGRAM HOURS 2019	ESTIMATE D HOURS PER PLAN	COST PER PLAN REVIEW	PROGRAM COST		REVENUE		REVENUE / PROGRAM COST
	2022 PROPOSED	2021 FINAL	2020 FINAL	2022-EST INVOICED	2019 APPROVED	2019 INVOICED					2019-or ESTIMATE	2022 ESTIMATE	2022 ESTIMATE	2019 Final	
PUBLIC WATER SYSTEMS								98.8			\$5,719	\$6,771	\$5,070	\$5,760	0.89
Community Water System Facility < 100,000 gpd	\$450	\$450	\$450	1	1	1	2020		8.0	\$673	\$673	\$673	\$450	\$450	0.67
Community Water System Facility ≥ 100,000 gpd	\$1,000	\$1,000	\$1,000	0	na	na	na		20.0	\$1,682	\$0	na	\$0	na	
Water Main Ext < 5,000'	\$300	\$300	\$300	5	6	6	2020		4.0	\$336	\$1,682	\$2,019	\$1,500	\$1,800	0.89
≥ 5,000'	\$400	\$400	\$400	0	0	0	2018		6.0	\$505	\$0	\$0	\$0	\$0	
Cross-Connection Control	\$200	\$200	\$200	10	9	9	2020		3.5	\$294	\$2,944	\$2,649	\$2,000	\$1,440	0.68
Add per device	\$50	\$50	\$50	15		16	2020						\$750	\$800	
Non-Community Water System	\$210	\$210	\$210	1	3	3	2020		3.0	\$252	\$252	\$757	\$210	\$630	0.83
Water Storage Tank	\$500	\$500	\$500	0	0	0	2018		8.0	\$673	\$0	\$0	\$0	\$0	
Other Water System Modification	\$160	\$160	\$160	1	4	4	2020		2.0	\$168	\$168	\$673	\$160	\$640	0.95
FOOD SERVICE ESTABLISHMENTS											\$2,103	\$3,448	\$1,800	\$2,940	0.86
High and Medium Risk	\$210	\$210	\$210	5	9	9	2020	23.0	3.0	\$252	\$1,262	\$2,270.85	\$1,050	\$1,890	0.83
Low Risk	\$150	\$150	\$150	5	7	7	2020	13.5	2.0	\$168	\$841	\$1,177	\$750	\$1,050	0.89
Push Cart Medium/Low Risk	\$100	\$100	\$100	0	0	0	2015	0.0	1.0	\$84	\$0	\$0	\$0	\$0	
MOBILE HOME PARKS	\$460	\$460	\$460	0	0	0	2007	0.0			\$0	\$0	\$0	\$0	
Add per unit/lot	\$30	\$30	\$30	0	0	0	2007	0.0			\$0	\$0	\$0	\$0	
CAMPGROUNDS	\$200	\$200	\$200	2	2	2	2019		2.0	\$168	\$336	\$336	\$400	\$400	1.19
SWIMMING POOLS/BATHING BEACHES	\$360	\$360	\$360	0	1	0	2019	6.0	6.0	\$505	\$0	\$505	\$0	\$0	
Swimming Pools > 5,000 sf	\$770	\$770	\$770	0	0	0	2008	0.0	12.0	\$1,009	\$0	\$0	\$0	\$0	
MASS GATHERING (NEW)	\$12,000	\$12,000	\$12,000	0	0	0	na	0.0	800.0	\$67,285	\$0	\$0	\$0	\$0	
MASS GATHERING (EXISTING)	\$5,000	\$5,000	\$5,000	1	1	1	2019	738.0	738.0	\$62,067	\$62,067	\$62,067	\$5,000	\$2,250	0.08
ON-SITE WASTEWATER TREATMENT SYSTEMS								115.0			\$12,952	\$12,279	\$7,790	\$8,920	0.60
0 - 499 gpd Design Rate	\$190	\$190	\$190	20	22	13	2020		4.0	\$336	\$6,728	\$7,401	\$3,800	\$3,780	0.56
500 - 999gpd Design Rate	\$230	\$230	\$230	8	6	11	2020		5.0	\$421	\$3,364	\$2,523	\$1,840	\$2,080	0.55
1,000 - 1,999 gpd Design Rate	\$340	\$340	\$340	1	1	1	2020		6.0	\$505	\$505	\$505	\$340	\$750	0.67
2,000+ gpd Design Rate	\$540	\$540	\$540	1	2	1	2020		10.0	\$841	\$841	\$1,682	\$540	\$1,200	0.64
Other OWTS Modifications/Multiple Submissions	\$160	\$160	\$160	5	na	na	na		2.0	\$168	\$841	na	\$800	\$0	0.95
Holding Tank Plan Review & Initial Permit	\$160	\$160	\$160	2	2	6	2020		3.0	\$252	\$505	na	\$320	\$960	0.63
Collector Sewer < 5,000'	\$150	\$150	\$150	1	1	1	2020		2.0	\$168	\$168	\$168	\$150	\$150	0.89
≥ 5,000'	\$250	\$250	\$250	0	0	0	na						\$0	\$0	
REALTY SUBDIVISION TOTAL								10.5			\$0	\$673	\$0	\$800	
REALTY SUBDIVISIONS *	\$800	\$800	\$800	0	0	0	2020		5.0	\$421	\$0	\$0	\$0	\$0	
Add per lot NYS filing fee	\$12.50	\$12.50	\$12.50	0	0	0	2020						\$0	\$0	
with Individual Water	\$35	\$35	\$35	0	0	0	2018		1.0	\$84	\$0	\$0	\$0	\$0	
with Individual OWTS	\$55	\$55	\$55	0	0	0	2018		1.0	\$84	\$0	\$0	\$0	\$0	
Subdivision Renewal	\$200	\$200	\$200	0	4	4	2020		2.0	\$168	\$0	\$673	\$0	\$800	
Preliminary Development Review	\$400	\$400	\$400	0	0	0	2014		5.0	\$421	\$0	\$0	\$0	\$0	
Add per lot	n/a	n/a	n/a	0	0	0	2014		1.0	\$84	\$0	\$0	\$0	\$0	
OTHER PLAN REVIEW	\$160	\$160	\$160	2	0	0	2020		2.0	\$168	\$336	\$0	\$320	\$0	0.95
TOTAL PLAN REVIEW FEES											\$83,514	\$86,079	\$20,380	\$21,070	0.24

-\$690
 \$20,423 2020 Revenue
 -\$43 Difference from 2020

NOTES:
 2019 EH Annual Cost & Staff Time \$1,930,595.00 3279.2 Staff Cost = \$588.74 per day \$84.11 per hr
 2018 EH Annual Cost & Staff Time \$1,791,519.00 3238.4 Staff Cost = \$553.22 per day \$79.03 per hr
 2017 EH Annual Cost & Staff Time \$1,739,419.00 3312.2 Staff Cost = \$525.16 per day \$75.02 per hr
 2016 EH Annual Cost & Staff Time \$1,596,354.00 3225.5 Staff Cost = \$494.92 per day \$70.70 per hr

Hours per plan are estimated - actual time for each submittal varies significantly.

Draft for BOH Review - May 2021

Table 4 - 2022 Proposed Environmental Health Division Revenue from Other Fees

Other Fees	2022 Estimate	5 Year Average	2020	2019	2018	2017	2016
Copies	\$0.00	\$0.70	\$0.00	\$0.00	\$0.00	\$0.50	\$3.00
Late Fees	\$3,750.00	\$4,710.00	\$3,550.00	\$5,250.00	\$5,800.00	\$4,945.00	\$4,005.00
Expedited Permit 7 days or less	\$750.00	\$300.00	\$700.00	\$800.00	NA	NA	NA
Penalties/Fines	\$15,000.00	\$21,120.00	\$10,500.00	\$36,333.00	\$31,517.00	\$16,550.00	\$10,700.00
Rabies Donations	\$1,500.00	\$1,517.37	\$1,847.00	\$1,281.16	\$1,287.00	\$1,508.03	\$1,663.66
Refunds Request	\$100.00	\$125.00	\$100.00	\$150.00	\$125.00	\$25.00	\$225.00
Waivers/Variance (Requiring BOH Action)	\$150.00	\$195.00	\$225.00	\$150.00	\$75.00	\$450.00	\$75.00
Waiver from NYS Appendix 75-A (OWTS)	\$0.00	\$0.00	\$0.00	NA	NA	NA	NA
Total Other Fees	\$21,250.00	\$27,968.07	\$16,922.00	\$43,964.16	\$38,804.00	\$23,478.53	\$16,671.66

Notes:

- Late Application **\$75** *Est. 10-15 per quarter*
- Expedited Permit **7 days** or less - **May be waived at TCHD discretion** \$50 *Est. 3-5 per quarter*



Frank Kruppa
Public Health Director
55 Brown Road
Ithaca, NY 14850-1247

ENVIRONMENTAL HEALTH DIVISION
www.tompkinscountyny.gov/health/eh

Ph: (607) 274-6688
Fx: (607) 274-6695

CERTIFIED, REGULAR, & ELECTRONIC MAIL

May 14, 2021

Lyn and Derrick Vorhis
974 Ridge Rd
Lansing, NY 14882

**Re: Tompkins County Board of Health Draft Resolution # EH-ENF-21-0003
For the Failure to Complete Repairs as Required and the Continued Discharge of
Sewage to Ground Surface
974 Ridge Rd, (T) Lansing (Tax Map # 23.-1-11.1)**

Dear Lyn and Derrick Vorhis:

Thank you for signing the Stipulation Agreement on April 23, 2021, for 974 Ridge Road in the Town of Lansing. Enclosed is a copy of the Draft Resolution that the Tompkins County Board of Health will consider at its Zoom meeting scheduled for 12:00 p.m. (noon) on **Tuesday, May 25, 2021.**

You or a representative has the right to speak to the Board for a few minutes prior to them taking action. If you wish to speak to the Board, please contact Skip Parr or me at (607) 274-6688 by Friday, May 21, 2021, so that we can coordinate access to the Zoom Meeting.

In lieu of joining the Zoom Meeting, you can submit a written statement for the Board of Health to consider by sending it to: tceh@tompkins-co.org by May 21, 2021. The meeting will also be broadcast through the Tompkins County YouTube Channel, which can be accessed through the following web address: <https://www.youtube.com/channel/UCkpJNVbpLLbEbhoDbTIEgSQ> .

Sincerely,

C. Elizabeth Cameron, P.E.
Director of Environmental Health

Enclosure (s) – Draft Resolution and Stipulation Agreement and Orders

pc: F:\EH\SEWAGE (SSW)\Facilities (SSW-7)\Lansing\974 Ridge Rd\Draft Res 21-0003.docx
ec: Tompkins County Board of Health (via; Shelley Comisi, TCHD)
Lansing (T) CEO; Lansing (T) Supervisor; Michael Sigler, TC Legislature; TCHD: Frank Kruppa, Public Health Director;
Elizabeth Cameron, P.E., Director of Environmental Health; Scott Freyburger, P.E.; Skip Parr; Adriel Shea; Chris
Laverack; Brenda Coyle
scan: Signed copy to Accela

DRAFT RESOLUTION #EH-ENF-21-0003 FOR

**Lyn and Derrick Vorhis, Owners
974 Ridge Rd, Town of Lansing
Tax Parcel 503289-23.-1-11.1**

Whereas, it is a violation of Article VI Section 6.02 (b) of the Tompkins County Sanitary Code for anyone to discharge human wastes or sewage to the atmosphere or to the surface of the ground; **and**

Whereas, on September 8, 2020, Tompkins County Health Department (TCHD) staff observed sewage on the ground at 974 Ridge Road, T-Lansing; **and**

Whereas, on September 17, 2020, the TCHD issued a Notice of Violation requiring repair or replacement of the existing sewage system by November 1, 2020; **and**

Whereas, on September 22, 2020, the Board of Health approved the owner's request to waive the sewage system permit application fee at 974 Ridge Road, T-Lansing; **and**

Whereas, on March 4, 2021, New York State Department of Transportation, requested that TCHD amend the sewage permit to include restoration of the highway right-of-way to preconstruction conditions. TCHD amended the permit to require grading and grass seeding to prevent soil erosion off the property;

Whereas, on April 23, 2021, Lyn and Derrick Vorhis signed a stipulation agreement stating that if the replacement sewage system was installed in accordance with Permit # EH-OW-20-0082 no later than May 1, 2021, then a recommended \$500 fine would be waived; **and**

Whereas, on May 7, 2021, the replacement of the sewage system at 974 Ridge Road, T-Lansing had been installed but the system was not completed in accordance with Permit # EH-OW-20-0082; **and**

Whereas, Lyn and Derrick Vorhis, Owners, signed a Stipulation Agreement with Public Health Director's Orders on April 23, 2021, agreeing that the property at 974 Ridge Road, T-Lansing violated this provision of the Tompkins County Sanitary Code; **now therefore be it**

**Resolved, on recommendation of the Tompkins County Board of Health,
That Lyn and Derrick Vorhis, Owners, are ordered to:**

1. Pay a penalty in the amount of \$500 for these violations, **due by July 15, 2021**. This penalty will be waived if item #2 below is met. (**Do Not** submit penalty payment until notified by the Tompkins County Health Department.);
2. Complete the grading and grass seeding of the replacement OWTS at 974 Ridge Road, T-Lansing, in accordance with Permit # EH-OW-20-0082 no later than **by June 15, 2021**.



Frank Kruppa
Public Health Director
55 Brown Road
Ithaca, NY 14850-1247

ENVIRONMENTAL HEALTH DIVISION

Ph: (607) 274-6688 www.tompkinscountyny.gov/health/eh
Fx: (607) 274-6695

STIPULATION AGREEMENT AND ORDERS # EH-ENF-21-0003

**Lyn and Derrick Vorhis, Owners
974 Ridge Rd, Town of Lansing
Tax Parcel 503289-23.-1-11.1**

We, Lyn and Derrick Vorhis, owners of 974 Ridge Road, Town of Lansing, agree that we are in violation of Article VI of the Tompkins County Sanitary Code, Section 6.02 (b) for the discharge of human wastes or sewage to the atmosphere or to the surface of the ground.


We agree to pay a penalty not to exceed \$500 for this violation following adoption of a resolution by the Board of Health. (**Do not** submit penalty payment until notified by the Tompkins County Health Department.)

I also agree to comply with the following Orders when signed by the Tompkins County Public Health Director:

1. **Immediately** fence the area of surfacing sewage to prevent access to the area and apply lime to area for odor control; **and**
2. **Immediately** and until the OWTS is replaced, prevent the discharge of sewage to the ground surface by keeping the septic tank pumped at a frequency that prevents further surfacing of sewage. Copies of waste hauler invoices shall be supplied to the Tompkins County Health Department upon request; **and**

Install a replacement OWTS in accordance with Permit # EH-OW-20-0082 no later than **by May 1, 2021**. I understand this agreement is offered as an alternative to a formal administrative hearing and that I am subject to further action, including monetary penalties, if I fail to comply with the orders.

I further understand that the recommended penalty of \$500 will be waived if the above Orders are complied with and additional penalties may be sought for failure to comply with these Orders.

Signed:  Date: 4/23/21

Lyn and Derrick Vorhis are hereby ordered to comply with these Orders of the Public Health Director.

Signed:  Date: 4/26/21
Frank Kruppa
Public Health Director